



Because we make the most important instruments in the world...yours!

THE NORDENT DIFFERENCE

For more than 40 years, Nordent has been providing innovative products and solutions, designed for real practitioners working in the real world. Our craftsmen take great pride in producing the finest instruments for you, right here in the USA. Our dedication to uncompromising quality has earned ISO, CE and FDA certifications. With Nordent you are assured of practical solutions, superior products and a commitment to those who matter most—our customers.

PRECISION MANUFACTURING

Great pride and care go into handcrafting each Nordent instrument. The result is delivering instruments with exceptional, long-lasting performance. By combining a highly-skilled workforce, a modern manufacturing facility in suburban Chicago and only the finest US domestic high carbon stainless steel, Nordent has earned a reputation for products that define quality, comfort and performance.

A HISTORY OF INNOVATION

Over the years, Nordent innovations have become industry standards. From the DuraLite® and DuraLite ColorRings™ handle designs to the InstRenew® Sharpening Assistant and multiple unique instrument patterns, Nordent's R&D team continues to focus on the needs of the dental community with products that bring excellence to their practices and value to their businesses.

DEDICATED CUSTOMER SERVICE

At Nordent, our business is a whole lot more than merely supplying superior quality instruments. We recognize delivering exceptional value demands dedicated customer service as well. Our company mission has always been to treat our customers with the utmost respect. Our “whatever it takes” attitude is our pledge to being not just your instrument supplier, but also a true partner dedicated to helping you grow your business. Depend on friendly, responsive service that exceeds your expectations.

CATALOG SECTIONS

HANDLES	AA
STERILIZATION CASSETTES	A
DIAGNOSTIC	B
HYGIENE	C
SHARPENING	D
SURGICAL	E
RESTORATIVE	F
INDEX	G



TABLE OF CONTENTS

HANDLES	AA
STERILIZATION CASSETTES	A
Air Water Syringe Clip Holders	A4
Cassettes	A3
Sterilization Cassette Accessories	A4
Sterilization Cassette Parts Boxes	A4
DIAGNOSTIC INSTRUMENTS	B
Bifurcation Probes	B9
Dressing Pliers	B9
Explorer - Probe Combinations	B6
Explorers - Diagnostic	B3-5
Explorers - Endodontic	B4
Expros - Explorer/Probe Combinations	B6
Mirror Handles	B2
Mirror Heads	B2
Periodontal Probes	B7-9
HYGIENE INSTRUMENTS	C
Relyant®	C2-3
Curettes	C13-24
Barnhart Curettes	C14
Columbia Curettes	C14
Goldman Fox - Curettes	C13
Gracey Curettes - All	C19-24
Gracey – Long Reach	C22
Gracey – Mini Blade - Long Reach	C23
Gracey – Rigid	C24
Gracey – Standard	C20-21
Indiana University Curettes	C16
Langer Curettes	C15
McCall Curettes	C16
University of California Curettes	C15
Younger-Good Curettes	C17
Diamond Furcation Files	C17
Implant Scalers & Curettes	C18
Scalers	C4-11
Anterior Scalers	C5-8
Goldman Fox Scalers	C13
Jacquettes	C8-9
Lingual Hoes	C7
Posterior Scalers	C9-11
Single End Scalers	C4
Scalette® - Scaler/Curette Combos	C12
SHARPENING	D
Sharpening Test Sticks	D4
InstRenew® Sharpening Assistant	D2
InstRenew Accessories	D3
Sharpening Stones	D4
SURGICAL INSTRUMENTS	E
Atraumatic Extractions	E29
Bone Files	E19
Elevators	E20-25
Elevators – Back Action	E22
Elevators – Curved	E25
Elevators – Straight	E21
Elevators – Left/Right	E22-24
Extraction Forceps	E29-37
English Pattern Forceps	E35
Lower Molar Forceps	E33
Pedodontic Forceps	E36-37
Upper & Lower Anterior Forceps	E31
Upper & Lower Universal Forceps	E30
Upper Molar Forceps	E32
Upper and Lower Root Fragment Forceps	E34
Hemostats	E16

Micro-Surgery	E8
Luxation Blades	E27-28
Needle Holders	E14-15
Periodontal Instruments	E2-5
Perio Chisels	E2
Perio Curettes	E3
Perio Files	E4
Perio Hoes	E3
Perio Knives	E5
Periosteal Elevators	E6-7
Periotomes	E28
Retractors	E9
Ronguers	E11
Root Tip Picks	E26
Scalpel Blade Handles	E5
Scissors	E12-13
Sinus Lift Instruments	E17
Suction Tips	E9
Surgical Curettes	E18-19
Tissue Forceps	E10
RESTORATIVE INSTRUMENTS	F
Advanced Esthetic Restorations	F13
Amalgam Restoration Instruments	F16-21
Amalgam Carvers	F18-19
Cleoid-Discoïd Carvers	F18
Interproximal Carvers	F19
Amalgam Carriers	F16
Amalgam Well	F16
Articulating Paper Forceps	F16
Black's Formula	F8
Burnishers	F21
Calcium Hydroxide Placement Instruments	F7
Cavity Preparation Instruments	F5-9
Angle Former	F9
Chisels	F9
Hatchets	F9
Margin Trimmers	F8
Composite Instruments - Titanium Coated	F10-14
Anatomical Finishing Instruments	F11
Condenser - Paddles	F11
Paddles	F12
Composite Instruments - Stainless Steel	F15
Condensers/Pluggers	F17
Crown & Bridge Instruments	F22-23
Cement Spatulas	F22
Crown & Collar Scissors	F23
Crown Adapters	F23
Crown Removers	F23
Gingival Cord Packers	F22
Endodontic Instruments	F2-4
Excavators - Endodontic	F4
Explorers-Endodontic	F2/B6
Locking Pliers - Endodontic	F2
Root Canal Pluggers	F2
Spreaders - Endodontic	F3
Excavators	F4-7
Anterior Spoon Excavators	F7
Blade Excavators	F6
English Pattern Spoon Excavators	F6
Long Shank Spoon Excavators	F5
Standard Shank Spoon Excavators	F5
Interproximal Trimming Knives	F14
Lab Carvers	F24
Orthodontic Instruments	F25
Wax Spatula	F22, F24
INDEX	G

HANDLES

DURALite® ColorRings™

Our newest and most advanced ergonomic handle design! The DuraLite ColorRings handle has the same large 3/8" (9.5 mm) diameter as our popular DuraLite round design. The handle design has a more gradual taper from the tip to the grip so that your fingers are even more comfortable closer to the tip. In addition, we've extended the ControlRings grip by 50% to give you maximum slip-free gripping power over a larger portion of the handle. The handle has a gentle texture to reduce glare and is 100% stainless steel to make it easy to clean and sterilize by any method. The DuraLite ColorRings handle incorporates four color ring positions that are below the finger grip surface allowing you to better identify, organize and customize your instrumentation. Our innovative design makes customizing the DuraLite ColorRings handle simple and easy.

SELECTION KEY

-  DURALite® ColorRings™
-  DURALite® Round and Diagnostic
-  DURALite® HEXagonal
-  Medium Round
-  Standard / Universal

Double End



Single End



ColorRings™

ColorRings come in 14 different colors and are available in single color packages of 48-rings. Use the item codes below to select your colors.

						
RING-BL Blue	RING-TE Teal	RING-FS Fuschia	RING-YW Yellow	RING-LG Lt Green	RING-WI White	RING-RD Red
						
RING-GN Green	RING-OR Orange	RING-PR Purple	RING-BR Brown	RING-BK Black	RING-GR Gray	RING-PK Pink

With 14 colors available, how will you color your world?

DURALite® ROUND Diagnostic

Both of our double and single end DuraLite ROUND handles for diagnostic have a large 3/8" (9.5 mm) diameter. The double end is only 16 grams, and the single end is the lightest weight handle in the industry at only 12 grams. Both handles are designed for the ultimate in tactile sensitivity, have a gentle texture to reduce glare, and are 100% stainless steel to make them easy to clean and sterilize by any method.

Double End



Single End



HANDLES

○ DURALite® Round

Our DuraLite Round has a large 3/8" (9.5 mm) diameter and is extremely lightweight for maximum tactile sensitivity. Our exclusive ControlRing design gives you the ultimate in grip and control. It requires less finger pressure resulting in less hand and finger fatigue. The handle has a gentle texture to reduce glare and is 100% stainless steel to make it easy to clean and sterilize by any method.

Double End



Single End



⬡ DURALite® HEXagonal

Our original ERGONOMIC handle that changed the industry! DuraLite HEX has a large 7/16" (11 mm) diameter that comfortably positions your hand and fingers in the "Modified Pen Grasp" position. The handle has a gentle texture to reduce glare and is 100% stainless steel to make it easy to clean and sterilize by any method.

Double End *(Only)*



● Medium Round

The Medium Round #4 handle has a moderate 5/16" (8mm) diameter with a segmented knurled grip to provide excellent control. The handle is 100% stainless steel and the finish is bright electro-polished to make it easy to clean and sterilize by any method.

Double End *(Only)*



● Standard Diagnostic

Our original standard diagnostic handle has a 7/32" (5.5mm) diameter with a segmented knurled grip to provide excellent control with this slimmer handle design. Both the double end and single end handles are 100% stainless steel, and the finish is bright electro-polished to make it easy to clean and sterilize by any method.

Double End



Single End



● Standard Universal

This is Nordent's original solid handle design. It has a 1/4" (6.4 mm) diameter with a segmented knurled grip to provide excellent control with this slimmer handle design. The handle is 100% stainless steel and the finish is bright electro-polished to make it easy to clean and sterilize by any method.

Double End



Single End




Sterilization Cassettes are a great way to organize and protect your instrument investment.

Nordent Cassettes are designed to be easier to use and built to last. Proudly assembled in the U.S.A., you can be assured the highest quality and the best value available. That's why we are the only manufacturer that offers an unconditional five-year guarantee.

STERILIZATION CASSETTES


CASSETTES	2-3
ACCESSORIES	4
FEATURES/BENEFITS	4



CASSETTES

Small Cassette

3"W x 8"L x 1¼"H



Typical Applications


- Diagnostic Kit
- Root Planing Kit
- New Patient Kit
- Composite Kit

Capacity Options

- Open Configuration
- 5 instruments

Medium Cassette

5½"W x 8"L x 1¼"H



Typical Applications


- Hygiene Kit
- Restorative Kit
- Cavity Prep Kit
- Endo Kit
- Crown & Bridge Kit

Capacity Options

- Open Configuration
- 10 instruments
- 8 instruments plus 1" accessory area
- 5 instruments plus 2½" accessory area

Large Cassette

8"W x 11"L x 1¼"H



Typical Applications

- Periodontal Surgery
- Restorative Kit
- Extraction

Capacity Options

- Open Configuration
- 20 instruments
- 18 instruments plus 1½" accessory area
- 16 instruments plus 2½" accessory area
- 15 instruments plus 3" accessory area
- 13 instruments plus 4" accessory area
- 10 instruments plus 5½" accessory area
- 8 instruments plus 6½" accessory area

Nordent Cassettes carry a five-year unconditional guarantee against breakage, misalignment and corrosion.

CASSETTES



C1-X
Small Cassette with open
configuration



C1-5N1 *shown above*
Small Cassette with
5-instrument capacity

C1-5N1 BLUE	C1-5N2 TEAL	C1-5N3 FUSCIA
C1-5N4 YELLOW	C1-5N5 LT GREEN	C1-5N6 WHITE



Blue



Teal



Fuscia




Yellow




Lt. Green



White




C2-X
Medium Cassette with open
configuration




C2-10N1 *shown above*
Medium Cassette with
10-instrument capacity

C2-10N1 BLUE	C2-10N2 TEAL	C2-10N3 FUSCIA
C2-10N4 YELLOW	C2-10N5 LT GREEN	C2-10N6 WHITE



C2-8D1 *shown above*
Medium Cassette with
8-instrument capacity

C2-8D1 BLUE	C2-8D2 TEAL	C2-8D3 FUSCIA
C2-8D4 YELLOW	C2-8D5 LT GREEN	C2-8D6 WHITE




C2-5D1 *shown above*
Medium Cassette with
5-instrument capacity

C2-5D1 BLUE	C2-5D2 TEAL	C2-5D3 FUSCIA
C2-5D4 YELLOW	C2-5D5 LT GREEN	C2-5D6 WHITE




C3-X
Large Cassette with open
configuration



C3-20N1 *shown above*
Large Cassette with
20-instrument capacity

C3-20N1 BLUE	C3-20N2 TEAL	C3-20N3 FUSCIA
C3-20N4 YELLOW	C3-20N5 LT GREEN	C3-20N6 WHITE



C3-18D1 *shown above*
Large Cassette with
18-instrument capacity

C3-18D1 BLUE	C3-18D2 TEAL	C3-18D3 FUSCIA
C3-18D4 YELLOW	C3-18D5 LT GREEN	C3-18D6 WHITE



C3-16D1 *shown above*
Large Cassette with
16-instrument capacity

C3-16D1 BLUE	C3-16D2 TEAL	C3-16D3 FUSCIA
C3-16D4 YELLOW	C3-16D5 LT GREEN	C3-16D6 WHITE



C3-15D1 *shown above*
Large Cassette with
15-instrument capacity

C3-15D1 BLUE	C3-15D2 TEAL	C3-15D3 FUSCIA
C3-15D4 YELLOW	C3-15D5 LT GREEN	C3-15D6 WHITE



C3-13D1 *shown above*
Large Cassette with
13-instrument capacity

C3-13D1 BLUE	C3-13D2 TEAL	C3-13D3 FUSCIA
C3-13D4 YELLOW	C3-13D5 LT GREEN	C3-13D6 WHITE



C3-10D1 *shown above*
Large Cassette with
10-instrument capacity

C3-10D1 BLUE	C3-10D2 TEAL	C3-10D3 FUSCIA
C3-10D4 YELLOW	C3-10D5 LT GREEN	C3-10D6 WHITE




C3-8D1 *shown above*
Large Cassette with
8-instrument capacity

C3-8D1 BLUE	C3-8D2 TEAL	C3-8D3 FUSCIA
C3-8D4 YELLOW	C3-8D5 LT GREEN	C3-8D6 WHITE

ACCESSORIES

Large & Small Parts Boxes

Parts boxes fit into the cassette and will keep small items safe and secure during sterilization. Constructed of perforated stainless steel with a sliding lid that secures when closed. Available in two sizes.



CLPB
3"L x 1.25"W x 1"H
76mm x 32mm x 25mm



CSPB
1.4"L x 1.25"w x 1"H
37mm x 32mm x 25mm

Air Water Syringe Clips

Use an air water syringe clip to safely secure your air and water syringe tips, scissors and needle holders to the inside of the cassette. Will fit all Nordent Cassette configurations. Made of spring tempered stainless steel.



CAWSC
Air Water Syringe Clip - Stainless Steel



CASSETTE FEATURES

The main diagram shows a Nordent sterilization cassette with its lid open. It features a perforated stainless steel body with a blue plastic divider. Red lines point to various features: 'Electro-polished finish for maximum stain resistance' points to the top surface; 'Optimum cleaning action - flow through slots positioned in alignment with instruments' points to the slots; 'EFLS™ Latch' points to the latch mechanism; 'Heavy-gage stainless steel' points to the bottom tray; 'Corner relief holes evacuate liquids faster' points to the corner holes; 'Easy to open' points to the latch; 'Easy to close' points to the latch; and 'Removable top to maximize tray space' points to the top tray.

Electro-polished finish for maximum stain resistance

Optimum cleaning action - flow through slots positioned in alignment with instruments

EFLS™ Latch

Easy to open

Easy to close

Removable top to maximize tray space

Heavy-gage stainless steel

Corner relief holes evacuate liquids faster

Nordent **Diagnostic Instruments** have a proven track record of quality and durability, even in the most demanding practice.

You will find a complete selection of industry standard patterns, as well as some unique designs that will improve the diagnosis procedure experience for the practitioner and the patient.

"We guarantee, you will agree Nordent offers the highest quality and best performance...or your money back."

DIAGNOSTIC INSTRUMENTS

MIRROR HANDLES & HEADS	2
EXPLORERS	3-5
EXPROS	6
PERIODONTAL PROBES	7-9
DRESSING PLIERS	9



MIRROR HANDLES

Nordent offers four distinct mirror handle designs. Each is available in either cone socket or simple stem thread configurations and will accept any brand of mirror head. All are made using the finest stainless steel to provide a lifetime of trouble-free service.



DURALite® ColorRings Mirror Handle

DuraLite ColorRings Mirror Handle has a large 3/8" (9.5mm) diameter and a weight of only 24 grams. Our exclusive Control Ring™ Grip provides maximum comfort and control. With four interchangeable color rings and 14 colors to choose from, you can identify, organize and customize based on your specific needs.

Handle Selection:	HM20 (Cone Socket)	HM22 (Simple Stem)
-------------------	--------------------	--------------------



DURALite® Round Mirror Handle

DuraLite ROUND Mirror Handle has a large 3/8" (9.5mm) diameter with a tapered body and a weight of only 15.7 grams. Our exclusive ControlRing Grip provides maximum comfort and control in this ultra-light weight mirror handle.

Handle Selection:	HM16 (Cone Socket)	HM18 (Simple Stem)
-------------------	--------------------	--------------------



DURALite® Hex Mirror Handle

DuraLite HEX Mirror Handle is often called the "Hand Form Mirror Handle." The diameter measures 25/64" (10mm) across multiple facets for maximum comfort and unlimited finger positioning. At only 25 grams, this attractive, light-weight handle will improve comfort and control.

Handle Selection:	HM12 (Cone Socket)	HM14 (Simple Stem)
-------------------	--------------------	--------------------



Standard Mirror Handle

Standard Mirror Handle has a 1/4" (6.3 mm) diameter and a weight of 29 grams. The handle features a ruler on one side for endo measurements. The knurled grip is segmented to add an extra level of control.

Handle Selection:	HM9 (Cone Socket)
-------------------	-------------------



Standard Mirror Handle

Standard Mirror Handle has a 1/4" (6.3mm) diameter and a weight of 29 grams. The knurled grip is segmented to add an extra level of control.

Handle Selection:	HM10 (Cone Socket)	HM11 (Simple Stem)
-------------------	--------------------	--------------------

MIRROR HEADS

Single Sided

Front Surface/Rhodium Coated



#4
Has a single reflective surface that is 22 mm (7/8") in diameter.
M4 (Cone Socket - shown)
M4DOZ (Cone Socket - box of dozen)
M4S (Simple Stem)
M4SDOZ (Simple Stem - box of dozen)

#5
Has a single reflective surface that is 24 mm (15/16") in diameter.
M5 (Cone Socket - shown)
M5DOZ (Cone Socket - box of dozen)
M5S (Simple Stem)
M5SDOZ (Simple Stem - box of dozen)

Double Sided

Front Surface/Rhodium Coated



#M4DS
Has two reflective surfaces that are 22 mm (7/8") in diameter.
M4DS (Cone Socket - shown)

#M5DS
Has two reflective surfaces that are 24 mm (15/16") in diameter.
M5DS (Cone Socket - shown)

EXPLORERS

Explorers are used to examine teeth for decay (caries), calculus and other abnormalities. They have thin, flexible tips that taper to a sharp point and come in various single end and double end patterns. All Nordent explorer tips are made from spring-tempered stainless steel and are machine ground to exacting tolerances. Each tip is then hand-sharpened and formed into its final shape by expert craftsmen. With Nordent, you can be assured of the highest level of quality, consistency, and the sharpest tips in the industry.

Single End

#23



Handle Selection:



CEEX23 (shown)



REEX23



EX23

#408



Handle Selection:



CEEXS408 (shown)



REEXS408



EXS408

#3A



Handle Selection:



CEEX3A (shown)



REEX3A



EX3A

#6



Handle Selection:



CEEX6SE (shown)



REEX6SE



EX6SE

#6A



Handle Selection:



CEEX6A (shown)



REEX6A



EX6A

#6XL



Handle Selection:



CEEX6XL (shown)



REEX6XL



EX6XL

#9



Handle Selection:



CEEXS9 (shown)



REEXS9



EXS9

#17



Handle Selection:



CEEX17 (shown)



REEX17



EX17

EXPLORERS

Double End



#23-6

Handle Selection: ☒ CEEX23-6 (shown) ☐ REEX23-6 ☐ EX23-6



#5

Handle Selection: ☒ CEEX5 (shown) ☐ REEX5 ☐ EX5



TUFTS #17-23

Handle Selection: ☒ CEEXTU17-23 (shown) ☐ REEXTU17-23 ☐ EXTU17-23



#6DE

Handle Selection: ☒ CEEX6DE (shown) ☐ REEX6DE ☐ EX6DE

Double End – Endodontic



#DG16

Handle Selection: ☒ CEEX16 (shown) ☐ REEX16 ☐ EX16



#DG16-23

Handle Selection: ☒ CEEX16-23 (shown) ☐ REEX16-23 ☐ EX16-23

EXPLORERS

Double End



#2 Pig Tail

Handle Selection:

☒ CEEX2 (shown)

☐ REEX2

☐ EX2



#2A

Handle Selection:

☒ CEEX2A (shown)

☐ REEX2A

☐ EX2A



#2XL

Handle Selection:

☒ CEEX2XL (shown)

☐ REEX2XL

☐ EX2XL



#3DE

Handle Selection:

☒ CEEX3DE (shown)

☐ REEX3DE

☐ EX3DE



#3 Cow Horn

Handle Selection:

☒ CEEX3CH (shown)

☐ REEX3CH

☐ EX3CH



ODU – Old Dominion University #11-12

Handle Selection:

☒ CEEX11-12 (shown)

☐ REEX11-12

☐ EX11-12



ODU – Old Dominion University #11-12L

Handle Selection:

☒ CEEX11-12L (shown)

☐ REEX11-12L

☐ EX11-12L

EXPROS

Expros combine an Explorer tip and a Probe tip into one easy-to-use double-end instrument. All Nordent Expro tips are made from spring-tempered stainless steel and machine ground to exacting tolerances. The millimeter measurements are precisely cut into the Probe tips. Color-coding is applied to probes under extreme temperatures so that the color penetrates the surface of the tip. Probe tips undergo additional tight-tolerance grinding to achieve the desired readability for each marking. Explorers are hand-sharpened to a point. All tips are then formed by hand into their final shape by expert craftsmen.

Double End Explorer – Probe Combinations



W-23
Non-Color-Coded Williams Probe 1-2-3-5-7-8-9-10 mm markings with #23 Shepherd's Hook Explorer.

Handle Selection:	<input checked="" type="radio"/> CEPW23 (shown)	<input type="radio"/> REPW23	<input type="radio"/> PW23
-------------------	--	-------------------------------------	-----------------------------------



OW-23
Color-Coded Williams Probe 1-2-3-5-7-8-9-10 mm markings with #23 Shepherd's Hook Explorer.

Handle Selection:	<input checked="" type="radio"/> CEPCOW-23 (shown)	<input type="radio"/> REPCOW-23	<input type="radio"/> PCOW-23
-------------------	---	--	--------------------------------------



N12-23
Color-Coded University of North Carolina Screening Probe 1-2-3-4-5-6-7-8-9-10-11-12 mm markings with #23 Shepherd's Hook Explorer.

Handle Selection:	<input checked="" type="radio"/> CEPCN12-23 (shown)	<input type="radio"/> REPCN12-23	<input type="radio"/> PCN12-23
-------------------	--	---	---------------------------------------



N15-23
Color-Coded University of North Carolina Screening Probe 1-2-3-4-5-6-7-8-9-10-11-12-13-14-15 mm markings with #23 Shepherd's Hook Explorer.

Handle Selection:	<input checked="" type="radio"/> CEPCN15-23 (shown)	<input type="radio"/> REPCN15-23	<input type="radio"/> PCN15-23
-------------------	--	---	---------------------------------------



WHO-23
Color-Coded "PSR" Ball Tip Screening Probe 3.5-5.5-8.5-11.5 mm markings with #23 Shepherd's Hook Explorer.

Handle Selection:	<input checked="" type="radio"/> CEPCWHO-23 (shown)	<input type="radio"/> REPCWHO-23	<input type="radio"/> PCWHO-23
-------------------	--	---	---------------------------------------



N22-23
Color-Coded Probe 2-4-6-8-10-12 mm markings with #23 Shepherd's Hook Explorer.

Handle Selection:	<input checked="" type="radio"/> CEPCN22-23 (shown)	<input type="radio"/> REPCN22-23	<input type="radio"/> PCN22-23
-------------------	--	---	---------------------------------------



N33-23
Color-Coded Probe 3-6-9-12 mm markings with #23 Shepherd's Hook Explorer.

Handle Selection:	<input checked="" type="radio"/> CEPCN33-23 (shown)	<input type="radio"/> REPCN33-23	<input type="radio"/> PCN33-23
-------------------	--	---	---------------------------------------

PERIODONTAL PROBES

Probes are used to measure periodontal pocket depth in millimeter increments. All Nordent Probe tips are made from spring-tempered stainless steel and machine ground to exacting tolerances. The millimeter measurements are precisely cut into the Probe tips. Color-coding is applied to probes under extreme temperatures so that the color penetrates the surface of the tip. Probe tips undergo additional tight-tolerance grinding to achieve the desired readability for each marking. All tips are then hand-formed into their final shape by expert craftsmen.

Single End



N12

Color-Coded University of North Carolina Screening Probe 1-2-3-4-5-6-7-8-9-10-11-12 mm markings.

Handle Selection:



CEPCN12 (shown)



REPCN12



PCN12



N15

Color-Coded University of North Carolina Screening Probe 1-2-3-4-5-6-7-8-9-10-11-12-13-14-15 mm markings.

Handle Selection:



CEPCN15 (shown)



REPCN15



PCN15



WHO

Color-Coded "PSR" Ball Tip Screening Probe 3.5-5.5-8.5-11.5 mm markings.

Handle Selection:



CEPCWHO (shown)



REPCWHO



PCWHO



N22

Color-Coded Probe 2-4-6-8-10-12 mm markings.

Handle Selection:



CEPCN22 (shown)



REPCN22



PCN22



N33

Color-Coded Probe 3-6-9-12 mm markings.

Handle Selection:



CEPCN33 (shown)



REPCN33



PCN33



N8-11

Color-Coded Probe 3-6-8-11 mm markings.

Handle Selection:



CEPCN8-11 (shown)



REPCN8-11



PCN8-11



PERIODONTAL PROBES

Single End



W
Non-Color-Coded Williams Probe 1-2-3-5-7-8-9-10 mm markings.

Handle Selection:	<input checked="" type="radio"/> <i>CEPW (shown)</i>	<input type="radio"/> <i>REPW</i>	<input type="radio"/> <i>PW</i>
-------------------	--	-----------------------------------	---------------------------------



OW
Color-Coded Williams Probe 1-2-3-5-7-8-9-10 mm markings.

Handle Selection:	<input checked="" type="radio"/> <i>CEPCOW (shown)</i>	<input type="radio"/> <i>REPCOW</i>	<input type="radio"/> <i>PCOW</i>
-------------------	--	-------------------------------------	-----------------------------------

Double End



GF-W
Non-Color-Coded Goldman Fox (flat) - Williams (round) Probe 1-2-3-5-7-8-9-10 mm markings both tips.

Handle Selection:	<input checked="" type="radio"/> <i>CEPCGF-W (shown)</i>	<input type="radio"/> <i>REPCGF-W</i>	<input type="radio"/> <i>PCGF-W</i>
-------------------	--	---------------------------------------	-------------------------------------



GF-W
Color-Coded Goldman Fox (flat) - Williams (round) Probe 1-2-3-5-7-8-9-10 mm markings both tips.

Handle Selection:	<input checked="" type="radio"/> <i>CEPCGF-OW (shown)</i>	<input type="radio"/> <i>REPCGF-OW</i>	<input type="radio"/> <i>PCGF-OW</i>
-------------------	---	--	--------------------------------------



N116
Color-Coded Williams Offset Probe 1-2-3-5-7-8-9-10 mm markings. "Mirror Image" shanks are curved 25° to allow access to posterior areas.

Handle Selection:	<input checked="" type="radio"/> <i>CEPCN116 (shown)</i>	<input type="radio"/> <i>REPCN116</i>	<input type="radio"/> <i>PCN116</i>
-------------------	--	---------------------------------------	-------------------------------------



N136
Color-Coded Offset Probe 3-6-9-12 mm markings. "Mirror Image" shanks are curved 25° to allow access to posterior areas.

Handle Selection:	<input checked="" type="radio"/> <i>CEPCN136 (shown)</i>	<input type="radio"/> <i>REPCN136</i>	<input type="radio"/> <i>PCN136</i>
-------------------	--	---------------------------------------	-------------------------------------

PERIODONTAL PROBES

Double End – Bifurcation



NAB2

Color-Coded Nabors Furcation Probe 3-6-9-12 mm markings.

Handle Selection:

☒ CEPCNAB2 (shown)

☐ REPCNAB2

☐ PCNAB2



NAB2

Non-Color-Coded Nabors Furcation Probe no markings.

Handle Selection:


☒ CEPNAB2 (shown)

☐ REPNAB2

☐ PNAB2

DRESSING PLIERS

All Nordent Dressing Pliers are manufactured in Germany and hardened to assure proper tip alignment and maximum durability.



DP1

Non-Locking College Pliers #1 (6" / 150 mm) Serrated Tips with a "stop pin" design to prevent finger puncture.



DP2

Locking College Pliers #2 (6" / 150 mm) Serrated Tips.



DP3

Locking Endodontic Pliers #3 with Grooved Tips (6" / 150 mm).



DP4


Non-Locking Perry Pliers #4 (5" / 125 mm) Serrated Tips.

Nordent **Hygiene Instruments** offer the highest quality and the best value in the industry.

We use only the finest domestic high-carbon surgical stainless steels and a proprietary cryogenic hardening and tempering process to ensure long-lasting sharpness and durability. Each instrument is meticulously shaped and finished by expert craftsmen and 100% made in the USA!

HYGIENE INSTRUMENTS

RELYANT™ SCALERS & CURETTES	2-3
SINGLE END SCALERS	4
ANTERIOR SCALERS	5-8
POSTERIOR SCALERS	9-11
SCALETTE®	12
GOLDMAN-FOX	13
CURETTES	14-16
DIAMOND FURCATION FILES	17
IMPLANT MAINTENANCE	18
GRACEY CURETTES	19-24



NEW!

Relyant®

Scalers & Curettes

The same high quality tips that you've always trusted, now with free sharpening.



Highest quality tips stay sharp longer

Ergonomic handle is lightweight and all stainless steel, designed for maximum comfort

Finest instruments hand crafted in the USA

Free yourself from in-office sharpening

- Spend more time treating patients
- Perfectly sharpened instruments anytime

Worry-free, total solution

- Fast, easy, and convenient system
- Save more money with Relyant trade-in program

Don't forget, when it's time to replace a Relyant® instrument, it can be traded in for a 40% discount on a new one.

For more information visit
www.neversharpenagain.com

Sharp instruments are critical in providing quality patient care, so Nordent is making instrument maintenance hassle-free and removing one more thing from your busy "to-do" list.

Relyant® Scalers & Curettes come with FREE unlimited professional sharpening for life.

This means you can send them to Nordent for sharpening whenever you want and as often as you want. With our guaranteed speedy service, your Relyant® instruments will be sharpened and ready to ship within 24-48 hours of receipt.

To take advantage of this wonderful service, simply contact Nordent and request a free shipping kit. The shipping kit contains everything you'll need: foam padded box, forms, and pre-paid UPS labels.

When you are ready to get your instruments sharpened, just put them into the padded box, fill out the short form and affix the UPS label. Once the shipment is received at Nordent, the instruments will be sharpened by the instrument craftsmen and shipped out within 24 hours. It couldn't be easier!

To request a free shipping kit, give Nordent Customer Service a call at 1-800-966-7336 or visit the website at www.neversharpenagain.com. If you would like to see the Relyant instruments, give Nordent a call and your local Nordent representative will schedule a visit.

Buy Relyant® Scalers & Curettes today to let Nordent handle all your instrument sharpening, and you'll never sharpen again.

NEW!

Relyant®

Scalers & Curettes

Give it a try! Get a FREE sample sharpening at
www.neversharpenagain.com

Relyant Scalers & Curettes are available in all your favorite patterns:

ITEM CODE	PAGE	RELYANT® NEW UNIT ITEM CODES
VSC204	C9	Scaler, DE, Posterior Sickle, #204
VSC204S	C9	Scaler, DE, Posterior Sickle #204S
VSCALSR	C7	Scaler, DE, Anterior Lingual Stain Remover
VSCBH1-2	C14	Curette, DE, Barnhart #1-2
VSCBH5-6	C14	Curette, DE, Barnhart #5-6
VSCCO13-14	C14	Curette, DE, Columbia #13-14
VSCCO4R-4L	C14	Curette, DE, Columbia #4R-4L
VSCGR11-12	C21	Curette, DE, Gracey #11-12
VSCGR1-2	C20	Curette, DE, Gracey #1-2
VSCGR13-14	C21	Curette, DE, Gracey #13-14
VSCGR3-4	C20	Curette, DE, Gracey #3-4
VSCGR5-6	C20	Curette, DE, Gracey #5-6
VSCGR7-8	C20	Curette, DE, Gracey #7-8
VSCJ1S-N5	C8	Scaler, DE, Jacquette #1S - Sickle N5 (5-33)
VSCJ2S-3S	C9	Scaler, DE, Jacquette #2S-3S (34-35)
VSCM13S-14S	C16	Curette, DE, McCall #13S-14S
VSCMC17-18	C16	Curette, DE, McCall #17-18
VSCN129	C10	Scaler, DE, Posterior #N129
VSCN135	C12	Scalette, DE, Posterior, #N135
VSCN137M	C12	Scalette, DE, Anterior, #N137 Mini Blade
VSCN137ML	C12	Scalette, DE, Anterior, #N137 Mini Blade, Long Shank
VSCN5-5S	C5	Scaler, DE, Anterior, N5-5 Slim
VSCN5-48	C6	Scaler, DE, N5-Contra Angle Hoe #48
VSCN67	C6	Scaler, DE, N67 Offset Sickle (H6-H7)
VSCNMJ	C6	Scaler, DE, Offset Sickle NMJ Universal R138
VSCRE3-4	C10	Scaler, DE, Remington 3-4
VSCYG7-8	C17	Curette, DE, Younger-Good #7-8



Relyant®
Renewable Performance for Life

All Nordent standard and serrated blade elevators are now part of the Relyant family of instruments. They're the same high quality you've always trusted and now include free sharpening *with every purchase*. This means that, just like with Relyant Scalers & Curettes, you can send us your Relyant elevators whenever you want and as often as you want to have them professionally sharpened for FREE!¹ For more information, please visit www.neversharpenagain.com

¹Relyant program is only available for the U.S. domestic market.

SINGLE END SCALERS

Single end scalers are an excellent choice for pedodontic practices to remove deposits from supragingival surfaces and in orthodontic practices to remove cement. Single end scalers should be used when a double end instrument is not suitable or required. Nordent will produce any of our hygiene tip patterns in a single end configuration upon request.



Sickie N5

A moderate size, medium-reach sickle with a blade width of 0.9mm that tapers to a point.

Handle Selection:	<input checked="" type="radio"/> CESC5 (shown)	<input type="radio"/> RESC5	<input type="radio"/> SC5
-------------------	--	-----------------------------	---------------------------



Sickie 109

A moderate size, long-reach sickle with a blade width of 0.9 mm that tapers to a point.

Handle Selection:
<input checked="" type="radio"/> CESC109
<input type="radio"/> RESC109
<input type="radio"/> SC109



Towner U15

A large size, long-reach sickle with a blade width of 1 mm that tapers to a point.

Handle Selection:
<input checked="" type="radio"/> CESC15
<input type="radio"/> RESC15
<input type="radio"/> SC15



Ivory CI-1

A moderate size, medium-reach sickle with a blade width of 2 mm that tapers to a point.

Handle Selection:
<input checked="" type="radio"/> CESC11
<input type="radio"/> RESC11
<input type="radio"/> SC11



Younger-Good 15

A small size, short-reach sickle on a straight shank with a blade width of 1 mm that tapers to a point.

Handle Selection:
<input checked="" type="radio"/> CESC15
<input type="radio"/> RESC15
<input type="radio"/> SC15



Univ. of So. Cal. 128

A moderate size, medium-reach sickle on a straight shank with a blade width of 1.2 mm that tapers to a point.

Handle Selection:
<input checked="" type="radio"/> CESC128
<input type="radio"/> RESC128
<input type="radio"/> SC128



Whiteside 2

A small size, short-reach sickle on a straight shank with a 1.5 mm blade that tapers to a point.

Handle Selection:
<input checked="" type="radio"/> CESC2
<input type="radio"/> RESC2
<input type="radio"/> SC2



Nebraska 128

Thinner version of the USC128 with a blade width of 1mm.

Handle Selection:
<input checked="" type="radio"/> CESC128
<input type="radio"/> RESC128
<input type="radio"/> SC128



Jacquette J1S

A small size, straight blade Jacquette with a 0.9 mm blade width that tapers to a point. This tip is also known as the Jacquette #33.

Handle Selection:
<input checked="" type="radio"/> CESC1S
<input type="radio"/> RESC1S
<input type="radio"/> SC1S



"B" Scaler

A moderate size, straight blade with a 0.5 mm width that has two sharp edges on the face and the back of the blade. This enables the blade to be used in a push or pull stroke.

Handle Selection:
<input checked="" type="radio"/> CESC
<input type="radio"/> RESC
<input type="radio"/> SC

ANTERIOR SCALERS

Anterior Scalers are used to remove deposits from supragingival surfaces of anterior teeth. There are three basic design classifications for anterior scalers—Sickle Scalers (curved blade with a pointed tip), Jacquette Scalers (straight blade with a pointed tip) and Hoe Scalers (flat or rounded blades). In this section, you will find many anterior scaler combinations and designs for every application.

Double End Sickles



Sickle N5-N5S Both sickles have an identical moderate size, medium-reach length. The N5 blade width is 0.9 mm and the N5S blade is reduced by 20% to 0.7 mm to help gain access in very tight contact areas.

Handle Selection: ☒ CESC5-5S (shown) ☐ RESC5-5S ☐ ESC5-5S ☐ RSC5-5S ☐ SC5-5S



Sickle N5 - Younger-Good #15 Combines the moderate size, medium-reach N5 sickle that has a blade width of 0.9 mm with a Younger-Good 15 small size short-reach sickle on a straight shank that has a blade width of 1 mm.

Handle Selection: ☒ CESC5-YG15 (shown) ☐ RESC5-YG15 ☐ ESC5-YG15 ☐ RSC5-YG15 ☐ SC5-YG15



Towner U15-109 Sickle Combines the large size, long-reach Towner U15 sickle that has a blade width of 1 mm with a moderate size long-reach sickle with a blade width of 0.9 mm.

Handle Selection: ☒ CESC15-109 (shown) ☐ RESC15-109 ☐ ESC15-109 ☐ RSC15-109 ☐ SC15-109



Towner U15-Sickle N5 Combines the large size, long-reach Towner U15 sickle that has a blade width of 1 mm with a moderate size, medium-reach N5 sickle that has a blade width of 0.9 mm.

Handle Selection: ☒ CESC15-N5 (shown) ☐ RESC15-N5 ☐ ESC15-N5 ☐ RSC15-N5 ☐ SC15-N5



Towner U15-Whiteside 2 Combines the large size, long-reach Towner U15 sickle that has a blade width of 1 mm with a small size short reach sickle on a straight shank with a 1.5 mm blade.

Handle Selection: ☒ CESC15-W2 (shown) ☐ RESC15-W2 ☐ ESC15-W2 ☐ RSC15-W2 ☐ SC15-W2



University of Texas 103-106 Two contra-angle, short-reach sickles. The 103 blade width is 1.4mm and the 106 blade width is 1mm.

Handle Selection: ☒ CESC103-106 (shown) ☐ RESC103-106 ☐ ESC103-106 ☐ RSC103-106 ☐ SC103-106



Offset Sickle USC3-4 Both sickles have identical moderate size, medium-reach length and blade widths of 1.2 mm that taper to a point. The tips have a 10° mirror image offset to allow better access to anteriors and premolars.

Handle Selection: ☒ CESCUSC3-4 (shown) ☐ RESCUSC3-4 ☐ ESCUSC3-4 ☐ RSCUSC3-4 ☐ SCUSC3-4

ANTERIOR SCALERS

Double End Sickles



Offset Sickle N67 Both sickles have an identical moderate size, medium-reach length and blade widths of 0.9 mm that taper to a point. The tips have a 10° mirror image offset to allow better access to anteriors and premolars. This design is also known as H6/H7.

Handle Selection:	<input checked="" type="radio"/> CESC67 (shown)	<input type="radio"/> RESC67	<input type="radio"/> ESC67	<input type="radio"/> RSC67	<input type="radio"/> SC67
-------------------	---	------------------------------	-----------------------------	-----------------------------	----------------------------



Offset Sickle NMJ Both sickles have an identical moderate size, medium-reach length and blade widths of 0.8 mm that taper to a point. The tips have a 20° mirror image offset to allow better access to anteriors and premolars. Also known as the R138.

Handle Selection:	<input checked="" type="radio"/> CESC67 (shown)	<input type="radio"/> RESC67	<input type="radio"/> ESC67	<input type="radio"/> RSC67	<input type="radio"/> SC67
-------------------	---	------------------------------	-----------------------------	-----------------------------	----------------------------

Sickle / Hoe Combinations



Sickle/Spoon #N5-N1 Combines the standard N5 sickle that has a 0.9 mm blade width that tapers to a point with a long reach contra-angle spoon blade hoe that has a blade diameter of 2 mm for anterior lingual surfaces.

Handle Selection:	<input checked="" type="radio"/> CESC5-N1 (shown)	<input type="radio"/> RESC5-N1	<input type="radio"/> ESC5-N1	<input type="radio"/> RSC5-N1	<input type="radio"/> SC5-N1
-------------------	---	--------------------------------	-------------------------------	-------------------------------	------------------------------



Sickle/Spoon #1 Combines a small size, medium-reach length sickle that has a 0.8 mm blade width that tapers to a point with a long reach contra-angle spoon blade hoe that has a blade diameter of 2 mm for anterior lingual surfaces.

Handle Selection:	<input checked="" type="radio"/> CESC1 (shown)	<input type="radio"/> RESC1	<input type="radio"/> ESC1	<input type="radio"/> RSC1	<input type="radio"/> SC1
-------------------	--	-----------------------------	----------------------------	----------------------------	---------------------------



Sickle N5-Hoe #48 Combines the moderate size, medium-reach N5 sickle that has a blade width of 0.9 mm that tapers to a point with a small contra-angle hoe that has a blade width of 2 mm for anterior lingual surfaces. For routine use.

Handle Selection:	<input checked="" type="radio"/> CESC5-48 (shown)	<input type="radio"/> RESC5-48	<input type="radio"/> ESC5-48	<input type="radio"/> RSC5-48	<input type="radio"/> SC5-48
-------------------	---	--------------------------------	-------------------------------	-------------------------------	------------------------------



Towner U15-Hoe #47 Combines the large size, long-reach Towner U15 sickle that has a blade width of 1 mm that tapers to a point with a medium contra-angle hoe that has a blade width of 2.5 mm for anterior lingual surfaces. For heavier use.

Handle Selection:	<input checked="" type="radio"/> CESC15-47 (shown)	<input type="radio"/> RESC15-47	<input type="radio"/> ESC15-47	<input type="radio"/> RSC15-47	<input type="radio"/> SC15-47
-------------------	--	---------------------------------	--------------------------------	--------------------------------	-------------------------------



Towner U15-Kirkland #13 Combines the large size, long-reach Towner U15 sickle that has a blade width of 1 mm that tapers to a point with a large contra-angle Kirkland hoe that has a blade width of 3.5 mm for use in periodontal surgery.

Handle Selection:	<input checked="" type="radio"/> CESC15-K13 (shown)	<input type="radio"/> RESC15-K13	<input type="radio"/> ESC15-K13	<input type="radio"/> RSC15-K13	<input type="radio"/> SC15-K13
-------------------	---	----------------------------------	---------------------------------	---------------------------------	--------------------------------

ANTERIOR SCALERS

Lingual Hoes



Anterior Lingual Stain Remover (ALSR) Combines a contra-angled anterior hoe and a contra-angled spoon into one instrument that easily removes stain from anterior lingual surfaces. The hoe has a 2 mm blade width and makes it easy to “push back” the sulcus as you scale along the gum-line. The spoon has a 2 mm diameter blade that easily adapts to the concavities and grooves of the upper lingual anatomy.

Handle Selection: ☒ CESCALS (shown) ☐ RESCALS ☐ ESCALS ☐ RSCALS ☐ SCALS

Adapting the Anterior Lingual Stain Remover



The spoon end is for upper anteriors



The hoe end is for lower anteriors



Cumine #152 Large spoon end for stain removal with a sickle for supragingival scaling.

Handle Selection: ☒ CESCUMINE (shown) ☐ RESCUMINE ☐ ESCUMINE ☐ RSCUMINE ☐ SCCUMINE



Contra-Angle Hoe #45A-46A Mirror image hoes that have opposing 10° cutting edge angles across the 2.5 mm blades that are set on contra-angle shanks.

Handle Selection: ☒ CESC45A-46A (shown) ☐ RESC45A-46A ☐ ESC45A-46A ☐ RSC45A-46A ☐ SC45A-46A



Straight Hoe #45-46 Mirror image hoes that have opposing 10° cutting edge angles across the 2.5 mm blades that are set on a straight shank.

Handle Selection: ☒ CESC45-46 (shown) ☐ RESC45-46 ☐ ESC45-46 ☐ RSC45-46 ☐ SC45-46



Urban Hoe #6-7 Mirror image with 1.5 mm blades that are set on 12 mm long shanks that are angled at 35° for anterior application.

Handle Selection: ☒ CESCORG-7 (shown) ☐ RESCORG-7 ☐ ESCORG-7 ☐ RSCORG-7 ☐ SCORG-7



Urban Hoe #8-9 Mirror image with 1.5 mm blades that are set on 12 mm long shanks that are angled at 35° for posterior application.

Handle Selection: ☒ CESCORG-9 (shown) ☐ RESCORG-9 ☐ ESCORG-9 ☐ RSCORG-9 ☐ SCORG-9

ANTERIOR SCALERS

Jacquettes



Jacquette #1-1S Large and small combination. The large blade is 5 mm long with a 1 mm blade width that tapers to a point. The small blade is 4 mm long with a 0.9 mm blade width that tapers to a point. This Jacquette is also known as the #30-33.

Handle Selection:	<input checked="" type="radio"/> CESCJ1-1S (shown)	<input type="radio"/> RESCJ1-1S	<input type="radio"/> ESCJ1-1S	<input type="radio"/> RSCJ1-1S	<input type="radio"/> SCJ1-1S
-------------------	--	---------------------------------	--------------------------------	--------------------------------	-------------------------------



Morse #0-00 Both tips have a straight shank with very fine Jacquette blades. The #0 blade is 3.5 mm long with a 0.7 mm width that tapers to a point. The #00 blade is 2 mm long with a 0.6 mm width that tapers to a point. Extremely useful for pits and fissures on occlusal surfaces.

Handle Selection:	<input checked="" type="radio"/> CESC00-00 (shown)	<input type="radio"/> RESC00-00	<input type="radio"/> ESC00-00	<input type="radio"/> RSC00-00	<input type="radio"/> SCM0-00
-------------------	--	---------------------------------	--------------------------------	--------------------------------	-------------------------------

Jacquette/Sickle Combinations



Goldman Fox 21S - Towner U15 Combines a small Jacquette blade that has a 4 mm long and 0.7 mm blade width that tapers to a point with a long-reach Towner U15 sickle that has a blade width of 1 mm that tapers to a point.

Handle Selection:	<input checked="" type="radio"/> CESC21S-U15 (shown)	<input type="radio"/> RESC21S-U15	<input type="radio"/> ESC21S-U15	<input type="radio"/> RSC21S-U15	<input type="radio"/> SC21S-U15
-------------------	--	-----------------------------------	----------------------------------	----------------------------------	---------------------------------



Jacquette #1S - Sickle N5 Combines a small size, straight blade jacquette that has a 0.9 mm blade width that tapers to a point with a moderate size, medium-reach N5 sickle that has a blade width of 0.9 mm that tapers to a point. Also known as the #H5-33.

Handle Selection:	<input checked="" type="radio"/> CESCJ1S-N5 (shown)	<input type="radio"/> RESCJ1S-N5	<input type="radio"/> ESCJ1S-N5	<input type="radio"/> RSCJ1S-N5	<input type="radio"/> SCJ1S-N5
-------------------	---	----------------------------------	---------------------------------	---------------------------------	--------------------------------



Jacquette #1 - Towner U15 Combines a larger size, straight blade jacquette that has a 1.0 mm blade width that tapers to a point with a long-reach Towner U15 sickle that has a blade width of 1 mm that tapers to a point. Also known as the U15-30.

Handle Selection:	<input checked="" type="radio"/> CESCJ1-U15 (shown)	<input type="radio"/> RESCJ1-U15	<input type="radio"/> ESCJ1-U15	<input type="radio"/> RSCJ1-U15	<input type="radio"/> SCJ1-U15
-------------------	---	----------------------------------	---------------------------------	---------------------------------	--------------------------------



Jacquette #1S - Towner U15 Combines a small size, straight blade jacquette that has a 0.9 mm blade width that tapers to a point with a long-reach Towner U15 sickle that has a blade width of 1 mm that tapers to a point. Also known as the U15-33.

Handle Selection:	<input checked="" type="radio"/> CESCJ1S-U15 (shown)	<input type="radio"/> RESCJ1S-U15	<input type="radio"/> ESCJ1S-U15	<input type="radio"/> RSCJ1S-U15	<input type="radio"/> SCJ1S-U15
-------------------	--	-----------------------------------	----------------------------------	----------------------------------	---------------------------------

POSTERIOR SCALERS

Posterior Scalers are used to remove deposits from supragingival surfaces of posterior teeth. There are two basic design classifications for posterior scalers. They are Jacquette scalers (straight blade that tapers to a point) and sickle scalers (curved blade that tapers to a point). In this section you will find a wide assortment of standard and unique posterior scalers for every application.

Jacquettes



Jacquette #2-3 Mirror image Jacquette. Both blades are 5 mm long and have a blade width of 1 mm. Also known as the #31-32.

Handle Selection:



CESCJ2-3 (shown)



RESCJ2-3



ESCJ2-3



RSCJ2-3



SCJ2-3



Jacquette #2S-3S Mirror image Jacquette. Both blades are 4 mm long and have a blade width of 0.9 mm. Also known as the #34-35.

Handle Selection:



CESCJ2S-3S (shown)



RESCJ2S-3S



ESCJ2S-3S



RSCJ2S-3S



SCJ2S-3S

Sickles



Sickle #157-158 Mirror image blades on a long-reach terminal shank that is set at 40° to the handle. The blades have a reach of 5 mm and a width of 0.8 mm.

Handle Selection:



CESC157-158 (shown)



RESC157-158



ESC157-158



RSC157-158



SC157-158



Sickle #204 Mirror image blades on a long-reach terminal shank that is set at 30° to the handle. The blades have a reach of 5.5 mm and a width of 1.1 mm.

Handle Selection:



CESC204 (shown)



RESC204



ESC204



RSC204



SC204



Sickle #204 "Indiana University-Fort Wayne" Mirror image blades on a long-reach terminal shank that is set at 30° to the handle. The blades have a reach of 5.5 mm and a width of 0.9 mm.

Handle Selection:



CESC204IUFW (shown)



RESC204IUFW



ESC204IUFW



RSC204IUFW



SC204IUFW



Sickle #204S Mirror image blades on a short-reach terminal shank that is set at 40° to the handle. The blades have a reach of 4.5 mm and a width of 0.9 mm.

Handle Selection:



CESC204S (shown)



RESC204S



ESC204S



RSC204S



SC204S



Sickle #204SD "Distal" Mirror image blades on a short-reach terminal shank that is set at 25° to the handle. The blades have a reach of 4.5 mm and a width of 0.9 mm.

Handle Selection:



CESC204SD (shown)



RESC204SD



ESC204SD



RSC204SD



SC204SD

POSTERIOR SCALERS

Sickles



Nordent #129 Anterior / Posterior Sickle

Mirror image blades on a medium-reach terminal shank. The blades taper to a point from a 0.8 mm width and have a reach of 10 mm.

Handle Selection:	<input checked="" type="radio"/> CESC129 (shown)	<input type="radio"/> RESC129	<input type="radio"/> ESC129	<input type="radio"/> RSC129	<input type="radio"/> SC129
-------------------	--	-------------------------------	------------------------------	------------------------------	-----------------------------

Adapting the Nordent #129

The unique bends of the N129 allow for astonishingly easy adaptation to any area without excess adjustment. The long slender sickle blade makes interproximal insertion easy for you and more comfortable for the patient. Another example of a unique Nordent innovation.



Remington #3-4 Anterior / Posterior Sickle

Mirror image blades on a long-reach terminal shank. The blades taper to a point from a 1.1 mm width and have a reach of 13 mm.

Handle Selection:	<input checked="" type="radio"/> CESC3-4 (shown)	<input type="radio"/> RESC3-4	<input type="radio"/> ESC3-4	<input type="radio"/> RSC3-4	<input type="radio"/> SC3-4
-------------------	--	-------------------------------	------------------------------	------------------------------	-----------------------------



Remington K Mirror image blades on a medium-reach terminal shank that is set at 30° to the handle. The blades have a very gentle curvature and a width of 0.8 mm.

Handle Selection:	<input checked="" type="radio"/> CESCRESK (shown)	<input type="radio"/> RESCRESK	<input type="radio"/> ESCRESK	<input type="radio"/> RSCRESK	<input type="radio"/> SCRESK
-------------------	---	--------------------------------	-------------------------------	-------------------------------	------------------------------



Sickle Doepler #M-23 Mirror image blades on a medium-reach terminal shank that is set at 25° to the handle. The blades have a reach of 4 mm and a width of 1 mm.

Handle Selection:	<input checked="" type="radio"/> CESC130 (shown)	<input type="radio"/> RESC130	<input type="radio"/> ESC130	<input type="radio"/> RSC130	<input type="radio"/> SC130
-------------------	--	-------------------------------	------------------------------	------------------------------	-----------------------------

POSTERIOR SCALERS

Sickles



Offset Universal #2 Mirror image blades that taper to a point from a 0.8 mm width. The terminal shank is offset 60° from centerline and has a 10 mm reach.

Handle Selection:



CESCN2 (shown)



RESCN2



ESCEN2



RSCN2



SCN2



University of Texas #107-108 Mirror image blades that taper to a point from a 1 mm width. The terminal shank is set at 40° to the handle with a reach of 13 mm.

Handle Selection:



CESCUT107-108 (shown)



RESCUT107-108



ESCUT107-108



RSCUT107-108



SCUT107-108



Taylor #2-3 Mirror image blades that taper to a point from a 1.5 mm width. The terminal shank reach is 11 mm and is set at 40° to the handle.

Handle Selection:



CESCTA2-3 (shown)



RESCTA2-3



ESCTA2-3



RSCCTA2-3



SCTA2-3



Ivory #2-3 Mirror image blades that taper to a point from a 2 mm width. The terminal shank is set at 32° to the handle with a reach of 13 mm.

Handle Selection:



CESCI2-3 (shown)



RESCI2-3



ESCI2-3



RSCI2-3



SCI2-3



Crane Kaplan #6 Mirror image blades that taper to a point from a 2 mm width. The terminal shank is set at 35° to the handle with a reach of 15 mm.

Handle Selection:



CESCK6 (shown)



RESCK6



ESCK6



RSCCK6



SCCK6

Nordent Tip

When sharpening, it is important to maintain original factory blade angles for optimum results. The closer you can match the original factory angles, the longer the blade will retain sharpness. Proper sharpening techniques will eliminate the need to re-sharpen blades during a procedure and reduce the hazard of sharpening a "dirty" instrument.

*To simplify the sharpening process and achieve professional results every time, Nordent developed the **InstRenew® Sharpening Assistant** as an easy and cost-effective way to restore the perfect factory sharpness of every brand and every pattern of scalers and curettes on the market. InstRenew can be found in the Sharpening Supplies section of this catalog. See InstRenew in action—for a complete video demonstration, go to www.nordent.com/instrenew.*

It's as easy as 1-2-3... That's it, you're done!

SCALETTE®

Nordent was the first instrument manufacturer to develop a series of hygiene instruments that combine the design characteristics of a scaler and a curette into one easier-to-use instrument. Using a Nordent Scalette will save time during the procedure, space on the tray and will reduce instrument replacement costs.



Anterior Scalette N137M

Combines a moderate size, medium-reach sickle that has a blade width of 0.9 mm that tapers to a point with a universal curette that has sharp cutting edges on both sides of the blade and a rounded toe. The curette has a 0.8 mm blade width and a 1mm diameter terminal shank with a 9 mm reach.

Handle Selection:	<input checked="" type="radio"/> CESC137M (shown)	<input type="radio"/> RESCN137M	<input type="radio"/> ESCN137M	<input type="radio"/> RSCN137M	<input type="radio"/> SCN137M
-------------------	---	---------------------------------	--------------------------------	--------------------------------	-------------------------------

The Nordent #137M

The Anterior Scalette® N137M combines the most popular Sickle Scaler with a universal (double-edged) Anterior Curette that adapts to all anterior surfaces. Saves you time, space on the tray and reduces replacement costs.

Also available with a mini blade and extended terminal shank version N137ML (below).



Anterior N137ML Long Reach

Combines a moderate size, medium-reach sickle that has a blade width of 0.9 mm that tapers to a point with a universal curette that has sharp cutting edges on both sides of the blade and a rounded toe. The Long Reach curette has a 0.8 mm blade width and a 1 mm diameter terminal shank with a 12 mm reach.

Handle Selection:	<input checked="" type="radio"/> CESC137ML (shown)	<input type="radio"/> RESCN137ML	<input type="radio"/> ESCN137ML	<input type="radio"/> RSCN137ML	<input type="radio"/> SCN137ML
-------------------	--	----------------------------------	---------------------------------	---------------------------------	--------------------------------



Posterior Scalette N135

Combines a long-reach shank and a thin curette blade that is pointed like a scaler to provide easy adaptation to both supra and sub-gingival areas and excellent interproximal access. The mirror image tips have a 0.8 mm blade width set on 1 mm terminal shanks with a 12 mm reach.

Handle Selection:	<input checked="" type="radio"/> CESC135 (shown)	<input type="radio"/> RESCN135	<input type="radio"/> ESCN135	<input type="radio"/> RSCN135	<input type="radio"/> SCN135
-------------------	--	--------------------------------	-------------------------------	-------------------------------	------------------------------

GOLDMAN-FOX

The Goldman-Fox series of instruments includes universal curettes, Jacquettes, sickles and hoes.

Scalers & Curettes



GF #1 Anterior Jacquette The blades are 5 mm long and taper to a point from a 1 mm width.

Handle Selection: ☒ CESC GF1 (shown) ☐ RESC GF1 ☐ ESC GF1 ☐ RSC GF1 ☐ SC GF1



GF #2 Anterior Curette Designed like a Gracey medium contra-angle with an open blade curve and a rigid shank. The blade is 1.1 mm wide with a round toe.

Handle Selection: ☒ CESC GF2 (shown) ☐ RESC GF2 ☐ ESC GF2 ☐ RSC GF2 ☐ SC GF2



GF #3 Universal Curette The terminal shank is 1.1 mm in diameter and 10 mm long. The blade width is 1 mm.

Handle Selection: ☒ CESC GF3 (shown) ☐ RESC GF3 ☐ ESC GF3 ☐ RSC GF3 ☐ SC GF3



GF #4 Universal Curette The terminal shank is 1.1 mm in diameter and 12 mm long. The blade width is 1 mm.

Handle Selection: ☒ CESC GF4 (shown) ☐ RESC GF4 ☐ ESC GF4 ☐ RSC GF4 ☐ SC GF4



GF #5 Hoe Mirror image hoes that are 1.5 mm wide. For facial and lingual surfaces of posterior teeth.

Handle Selection: ☒ CESC GF5 (shown) ☐ RESC GF5 ☐ ESC GF5 ☐ RSC GF5 ☐ SC GF5



GF #6 Hoe The blades are 1.5 mm wide and are well-suited for anterior areas.

Handle Selection: ☒ CESC GF6 (shown) ☐ RESC GF6 ☐ ESC GF6 ☐ RSC GF6 ☐ SC GF6



GF #21 Anterior Scaler Combines a small Jacquette that has a 3.5 mm length and a small sickle that has a 1.2 mm blade that tapers to a point.

Handle Selection: ☒ CESC GF21 (shown) ☐ RESC GF21 ☐ ESC GF21 ☐ RSC GF21 ☐ SC GF21

CURETTES

Barnhart

Barnhart curettes have universal blades that have sharp cutting edges on both sides of the blade and a rounded toe. The terminal shanks of Barnhart curettes are long and slender.



Barnhart #1-2 The terminal shank is 1 mm in diameter and 16 mm long with a blade width of 0.8 mm.

Handle Selection:	<input checked="" type="radio"/> CESC BH1-2 (shown)	<input type="radio"/> RESCBH1-2	<input type="radio"/> ESCBH1-2	<input type="radio"/> RSCBH1-2	<input type="radio"/> SCBH1-2
-------------------	---	---------------------------------	--------------------------------	--------------------------------	-------------------------------



Barnhart #5-6 The terminal shank is 1 mm in diameter and 10 mm long with a blade width of 0.8 mm.

Handle Selection:	<input checked="" type="radio"/> CESC BH5-6 (shown)	<input type="radio"/> RESCBH5-6	<input type="radio"/> ESCBH5-6	<input type="radio"/> RSCBH5-6	<input type="radio"/> SCBH5-6
-------------------	---	---------------------------------	--------------------------------	--------------------------------	-------------------------------



Barnhart #5S-6S Modified Barnhart 5-6 with slender blades. The terminal shank is 10 mm long with a blade width of 0.7 mm.

Handle Selection:	<input checked="" type="radio"/> CESC BH5S-6S (shown)	<input type="radio"/> RESCBH5S-6S	<input type="radio"/> ESCBH5S-6S	<input type="radio"/> RSCBH5S-6S	<input type="radio"/> SCBH5S-6S
-------------------	---	-----------------------------------	----------------------------------	----------------------------------	---------------------------------



Barnhart #5R-6R Modified Barnhart 5-6 with a rigid terminal shank. The terminal shank is 1.2 mm in diameter and 10 mm long with a blade width of 0.9 mm.

Handle Selection:	<input checked="" type="radio"/> CESC BH5R-6R (shown)	<input type="radio"/> RESCBH5R-6R	<input type="radio"/> ESCBH5R-6R	<input type="radio"/> RSCBH5R-6R	<input type="radio"/> SCBH5R-6R
-------------------	---	-----------------------------------	----------------------------------	----------------------------------	---------------------------------

Columbia

Columbia curettes have universal blades that have sharp cutting edges on both sides of the blade and a rounded toe.



Columbia #13-14 The terminal shank is 1 mm in diameter and 8 mm long with a blade width of 0.9 mm.

Handle Selection:	<input checked="" type="radio"/> CESC C013-14 (shown)	<input type="radio"/> RESCC013-14	<input type="radio"/> ESCC013-14	<input type="radio"/> RSCC013-14	<input type="radio"/> SCC013-14
-------------------	---	-----------------------------------	----------------------------------	----------------------------------	---------------------------------



Columbia #2R-2L The terminal shank is 1.2 mm in diameter and 14 mm long with an elliptical blade shape that is 1.2 mm wide.

Handle Selection:	<input checked="" type="radio"/> CESC C02R-2L (shown)	<input type="radio"/> RESCC02R-2L	<input type="radio"/> ESCC02R-2L	<input type="radio"/> RSCC02R-2L	<input type="radio"/> SCC02R-2L
-------------------	---	-----------------------------------	----------------------------------	----------------------------------	---------------------------------



Columbia #4R-4L The terminal shank is 1.1 mm in diameter and 12 mm long with an elliptical blade shape that is 1.2 mm wide.

Handle Selection:	<input checked="" type="radio"/> CESC C04R-4L (shown)	<input type="radio"/> RESCC04R-4L	<input type="radio"/> ESCC04R-4L	<input type="radio"/> RSCC04R-4L	<input type="radio"/> SCC04R-4L
-------------------	---	-----------------------------------	----------------------------------	----------------------------------	---------------------------------

CURETTES

Langer

Langer curettes have shank angles like Gracey curettes. The blades are universal so they have sharp cutting edges on both sides of the blade with a rounded toe and are set at a 90° angle to the terminal shank.



Langer #1-2 Has bends similar to the Gracey 11-12. The terminal shank is 1 mm in diameter and 9 mm long with a blade width of 0.9 mm.

Handle Selection:

 CESCLN1-2 (shown)

 RESCLN1-2

 ESCLN1-2

 RSCCLN1-2

 SCLN1-2



Langer #3-4 Has bends similar to the Gracey 13-14. The terminal shank is 1 mm in diameter and 9 mm long with a blade width of 0.9 mm.

Handle Selection:

 CESCLN3-4 (shown)

 RESCLN3-4

 ESCLN3-4

 RSCCLN3-4

 SCLN3-4



Langer #5-6 Has bends similar to the Gracey 7-8. The terminal shank is 1 mm in diameter and 16 mm long with a blade width of 0.9 mm.

Handle Selection:

 CESCLN5-6 (shown)

 RESCLN5-6

 ESCLN5-6

 RSCCLN5-6

 SCLN5-6



Langer #17-18 Has bends similar to the Gracey 17-18. The terminal shank is 1 mm in diameter and 11 mm long with a blade width of 0.9 mm.

Handle Selection:

 CESCLN17-18 (shown)

 RESCLN17-18

 ESCLN17-18

 RSCCLN17-18

 SCLN17-18

University of California



Ratcliff #3-4 Mirror image universal curette with 0.7 mm blade width, a terminal shank set at 45° to the handle and a 10 mm reach.

Handle Selection:

 CESCR3-R4 (shown)

 RESCR3-R4

 ESCR3-R4

 RSCCR3-R4

 SCR3-R4



Rule #3-4 Mirror image universal curette with 0.8 mm blade width, a terminal shank set at 47° to the handle and a 10 mm reach.

Handle Selection:

 CESCUC3-4 (shown)

 RESCUC3-4

 ESCUC3-4

 RSCUC3-4

 SCUC3-4

CURETTES

Indiana University



IU #13-14 The terminal shanks are 1.1 mm in diameter and 13 mm long. The blades are 1.1 mm wide and have a gentle curve that tapers to a point.

Handle Selection:	<input checked="" type="radio"/> CESCUI13-14 (shown)	<input type="radio"/> RESCUI13-14	<input type="radio"/> ESCUI13-14	<input type="radio"/> RSCUI13-14	<input type="radio"/> SCUI13-14
-------------------	--	-----------------------------------	----------------------------------	----------------------------------	---------------------------------



IU #17-18 The shank curvature adapts easily to 2nd and 3rd molars. The blades have a rounded toe and are 1 mm wide.

Handle Selection:	<input checked="" type="radio"/> CESCUI17-18 (shown)	<input type="radio"/> RESCUI17-18	<input type="radio"/> ESCUI17-18	<input type="radio"/> RSCUI17-18	<input type="radio"/> SCUI17-18
-------------------	--	-----------------------------------	----------------------------------	----------------------------------	---------------------------------

McCall

McCall curettes have universal blades that have sharp cutting edges on both sides of the blade.



McCall #13-14 The terminal shanks are 1.1 mm in diameter and 9 mm long with an elliptical blade shape with a rounded toe that is 1.2 mm wide.

Handle Selection:	<input checked="" type="radio"/> CESC13-14 (shown)	<input type="radio"/> RESC13-14	<input type="radio"/> ESC13-14	<input type="radio"/> RSC13-14	<input type="radio"/> SC13-14
-------------------	--	---------------------------------	--------------------------------	--------------------------------	-------------------------------



McCall #13S-14S The terminal shank is 1.1 mm in diameter and 9 mm long with a pointed blade shape that is 1 mm wide.

Handle Selection:	<input checked="" type="radio"/> CESC13S-14S (shown)	<input type="radio"/> RESC13S-14S	<input type="radio"/> ESC13S-14S	<input type="radio"/> RSC13S-14S	<input type="radio"/> SC13S-14S
-------------------	--	-----------------------------------	----------------------------------	----------------------------------	---------------------------------



McCall #17-18 The shank curvature adapts easily to 2nd and 3rd molars. The elliptical blade shape has a rounded toe and is 1.2 mm wide.

Handle Selection:	<input checked="" type="radio"/> CESC17-18 (shown)	<input type="radio"/> RESC17-18	<input type="radio"/> ESC17-18	<input type="radio"/> RSC17-18	<input type="radio"/> SC17-18
-------------------	--	---------------------------------	--------------------------------	--------------------------------	-------------------------------



McCall #17S-18S The shank curvature adapts easily to 2nd and 3rd molars. The straight-sided universal blade has a rounded toe and is 1 mm wide.

Handle Selection:	<input checked="" type="radio"/> CESC17S-18S (shown)	<input type="radio"/> RESC17S-18S	<input type="radio"/> ESC17S-18S	<input type="radio"/> RSC17S-18S	<input type="radio"/> SC17S-18S
-------------------	--	-----------------------------------	----------------------------------	----------------------------------	---------------------------------

CURETTES



Younger-Good #7-8

The shank curvature adapts easily to 2nd and 3rd molars. The elliptical blade shape has a rounded toe and is 1 mm wide.

Handle Selection:



CESCYG7-8 (shown)



RESCYG7-8



ESCYG7-8



RSCYG7-8



SCYG7-8



#31-32 Curette

The terminal shank is 1 mm in diameter and 9 mm long. The blade is 0.8 mm wide with a rounded toe.

Handle Selection:



CESC31-32 (shown)



RESCG31-32



ESCG31-32



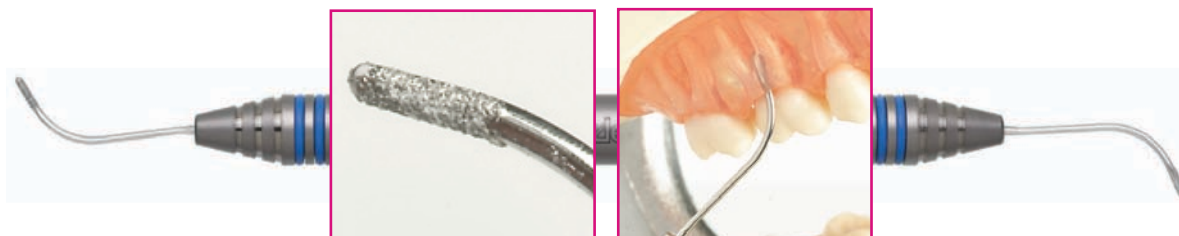
RSCG31-32



SCG31-32

DIAMOND FURCATION FILES

Diamond-coated furcation files have a thin profile for easy sub-gingival access. The tips are made from a special spring tempered stainless steel that resists breakage. The blades have a fine diamond coating on the inside curvature that is used to remove calculus and a smooth, uncoated back to protect soft tissue. The cutting action of the diamond coating allows a multidirectional stroke pattern.



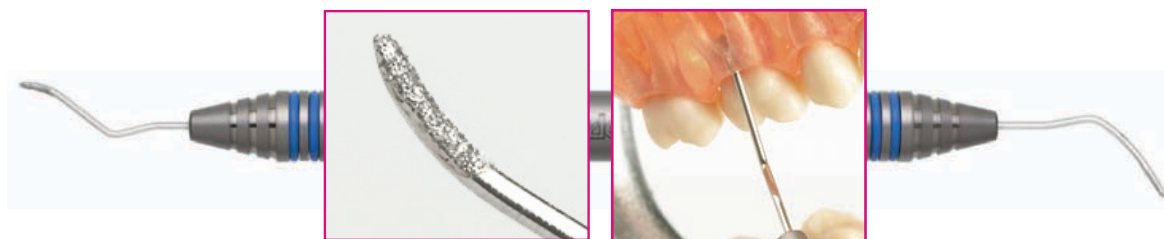
Diamond File #1

Mirror image tips for facial and lingual adaptation. The blade has a round shape and is 1.0 mm in diameter.

Handle Selection:



CEDF1 (shown)



Diamond File #2

The blades are set at opposing angles and have a round shape that is 1.0 mm in diameter set on a 14 mm terminal shank. Excellent for mesial and distal adaptation.

Handle Selection:



CEDF2 (shown)



Diamond File #3

Designed to cover a wider area in tight mesial and distal areas. The flattened "tear drop" shaped blade is 2 mm wide and 0.5 mm thick. The terminal shank allows a 14 mm reach.

Handle Selection:



CEDF3 (shown)

IMPLANT MAINTENANCE

Introducing ImplaMate™—“The Ultimate in Implant Scaler Technology!” Until now, clinicians have relied on a limited selection of instruments with thick plastic tips to clean implants. This is because regular scaler tips made of metals that are dissimilar to titanium (like stainless steel) could scratch the implant and possibly cause rejection. Our series of ImplaMate scalers work safely with implants because they are made with the same material—solid titanium. Even better, ImplaMate scalers are available in a wide range of familiar patterns that are easy to adapt with no “learning curve.” Produced in our DuraLite® ColorRings™ handle, ImplaMate implant scalers will also enable your practice to identify and organize implant hygiene set-ups. All tips are color-coded PURPLE for easy identification and to avoid mixing them with stainless scalers and curettes.



ImplaMate Universal Curette/Langer 1-2

Handle Selection: CEISLN1-2 (shown)



ImplaMate Universal Curette/Langer 3-4

Handle Selection: CEISLN3-4 (shown)



ImplaMate Universal Curette/Langer 5-6

Handle Selection: CEISLN5-6 (shown)



ImplaMate Sickle 6-7

Handle Selection: CEISN67 (shown)



ImplaMate Posterior Sickle 204S

Handle Selection: CEIS204S (shown)



ImplaMate Universal Curette/Barnhart 5-6

Handle Selection: CEISBH5-6 (shown)



ImplaMate Anterior Scalette® N137M

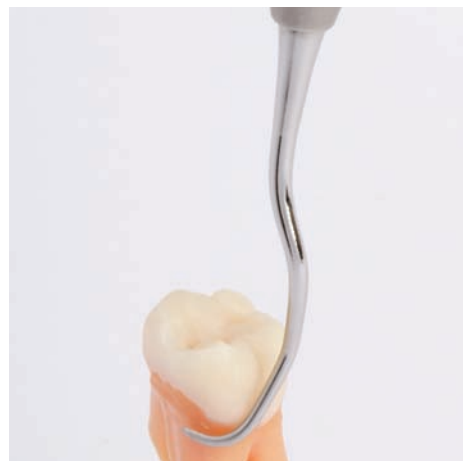
Handle Selection: CEISN137M (shown)

GRACEY CURETTES

Nordent's Gracey curettes are designed just like Dr. Gracey intended them to be. Using Nordent Gracey curettes will reduce tissue trauma, minimize lateral pressure and reduce the number of strokes required during a procedure.

All Nordent Gracey patterns are available in:

- Standard
- Rigid ("R" suffix)
- Long ("L" suffix)
- Mini-Long ("ML" suffix)



Gracey Designs

Standard

Standard terminal shank and blade.

Rigid

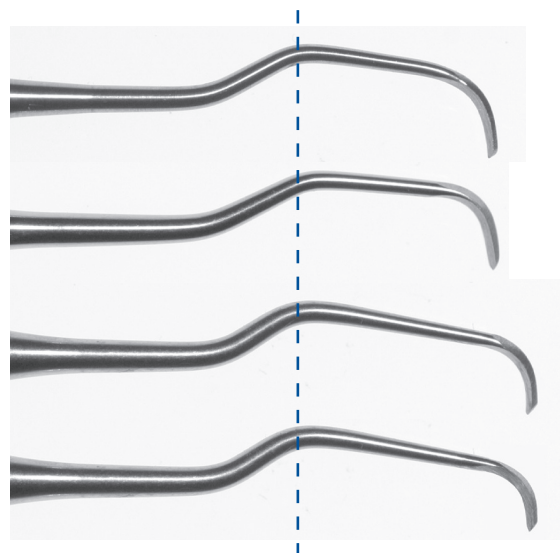
"Rigid" terminal shank with a slightly longer and wider blade than a standard Gracey. A good choice for periodontal surgery.

Long

The terminal shank is 3 mm longer than the standard Gracey with a standard blade. For improved access in deep periodontal pockets.

Mini-Long

The terminal shank is 3 mm longer than the standard Gracey with a shorter and narrower "mini" blade. Excellent for periodontal maintenance in deep pockets.



Gracey Application Chart

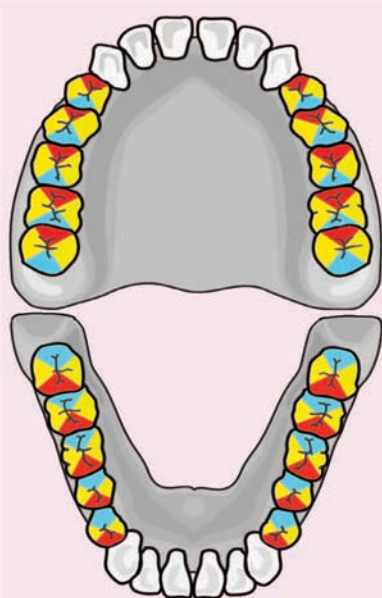
Use this color-coded chart to select the correct Gracey patterns for your application.

Anteriors

-  All Surfaces
Gracey Patterns 1-2, 3-4 or 5-6

Premolars and Molars

-  Buccal & Lingual Surfaces
Gracey Patterns 7-8 or 9-10
-  Mesial Surfaces
Gracey Patterns 11-12 or 15-16
-  Distal Surfaces
Gracey Patterns 13-14 or 17-18



GRACEY CURETTES

Nordent standard Gracey curettes feature a blade face curve with a true radius that conforms to tooth anatomy better than any other brand. This means that Nordent standard Gracey curettes are easier to adapt, require fewer strokes, and reduce tissue trauma better than any other brand. Nordent standard Gracey curettes have a 1.1 mm terminal shank diameter and blades that are 0.9 mm wide and 4 mm long.

Standard



Gracey #1-2 Short contra-angle for incisors and cuspids. Terminal shank reach is 11 mm.

Handle Selection:	<input checked="" type="radio"/> CESCGR1-2 (shown)	<input type="radio"/> RESCGR1-2	<input type="radio"/> ESCGR1-2	<input type="radio"/> RSCGR1-2	<input type="radio"/> SCGR1-2
-------------------	--	---------------------------------	--------------------------------	--------------------------------	-------------------------------



Gracey #3-4 Short contra-angle for incisors and cuspids. Terminal shank reach is 11 mm.

Handle Selection:	<input checked="" type="radio"/> CESCGR3-4 (shown)	<input type="radio"/> RESCGR3-4	<input type="radio"/> ESCGR3-4	<input type="radio"/> RSCGR3-4	<input type="radio"/> SCGR3-4
-------------------	--	---------------------------------	--------------------------------	--------------------------------	-------------------------------



Gracey #5-6 Medium shank and slight contra-angle for bicusps and molars. Terminal shank reach is 14 mm.

Handle Selection:	<input checked="" type="radio"/> CESCGR5-6 (shown)	<input type="radio"/> RESCGR5-6	<input type="radio"/> ESCGR5-6	<input type="radio"/> RSCGR5-6	<input type="radio"/> SCGR5-6
-------------------	--	---------------------------------	--------------------------------	--------------------------------	-------------------------------



Gracey #7-8 Medium contra-angle for facial and lingual surfaces of bicusps and molars. Terminal shank reach is 12 mm.

Handle Selection:	<input checked="" type="radio"/> CESCGR7-8 (shown)	<input type="radio"/> RESCGR7-8	<input type="radio"/> ESCGR7-8	<input type="radio"/> RSCGR7-8	<input type="radio"/> SCGR7-8
-------------------	--	---------------------------------	--------------------------------	--------------------------------	-------------------------------



Gracey #9-10 Long contra-angle for molars and less accessible root surfaces. Terminal shank reach is 12 mm.

Handle Selection:	<input checked="" type="radio"/> CESCGR9-10 (shown)	<input type="radio"/> RESCGR9-10	<input type="radio"/> ESCGR9-10	<input type="radio"/> RSCGR9-10	<input type="radio"/> SCGR9-10
-------------------	---	----------------------------------	---------------------------------	---------------------------------	--------------------------------

Nordent Tip

Gracey curettes are also known as “Area Specific Curettes.” All Gracey’s have one cutting edge on the lower side of the blade and a rounded toe. When re-sharpening a Gracey blade, sharpen the lower edge and the toe only. Visit www.nordent.com/instrenew to see a video demonstration of a simple and effective way to sharpen any brand and any pattern of scalers and curettes.

A complete set of Gracey curettes would include one for anteriors, one for the buccal and lingual surfaces of pre-molars and molars, one for the mesial surfaces of pre-molars and molars, and one for the distal surfaces of premolars and molars.

GRACEY CURETTES

Standard



Gracey #11-12 All mesial surfaces of bicuspid and molars. Terminal shank reach is 8 mm.

Handle Selection: ☒ CESCGR11-12 (shown) ☐ RESCGR11-12 ☐ ESCGR11-12 ☐ RSCGR11-12 ☐ SCGR11-12



Gracey #13-14 All distal surfaces of bicuspid and molars. Terminal shank reach is 9 mm.

Handle Selection: ☒ CESCGR13-14 (shown) ☐ RESCGR13-14 ☐ ESCGR13-14 ☐ RSCGR13-14 ☐ SCGR13-14



Gracey #11-14 Mesial Distal Combination combines the mesial tip of the Gracey 11 and the distal Gracey 14 tip to allow completion of the facial or lingual sextant without changing instruments.

Handle Selection: ☒ CESCGR11-14 (shown) ☐ RESCGR11-14 ☐ ESCGR11-14 ☐ RSCGR11-14 ☐ SCGR11-14



Gracey #12-13 Mesial Distal Combination combines the mesial tip of the Gracey 12 and the distal Gracey 13 tip to allow completion of the facial or lingual sextant without changing instruments.

Handle Selection: ☒ CESCGR12-13 (shown) ☐ RESCGR12-13 ☐ ESCGR12-13 ☐ RSCGR12-13 ☐ SCGR12-13



Gracey #15-16 Modified version of the Gracey 11-12 allows better access and a more comfortable hand and finger position for all mesial surfaces of bicuspid and molars. The terminal shank reach is 9 mm.

Handle Selection: ☒ CESCGR15-16 (shown) ☐ RESCGR15-16 ☐ ESCGR15-16 ☐ RSCGR15-16 ☐ SCGR15-16



Gracey #17-18 Modified version of the Gracey 13-14 allows better access and a more comfortable hand and finger position for all distal surfaces of bicuspid and molars. The terminal shank reach is 7 mm.

Handle Selection: ☒ CESCGR17-18 (shown) ☐ RESCGR17-18 ☐ ESCGR17-18 ☐ RSCGR17-18 ☐ SCGR17-18

GRACEY CURETTES

Long Reach

Nordent long reach Gracey curettes have an extended terminal shank that is 3 mm longer than standard. They feature our standard blade face curve with a true radius that conforms to tooth anatomy better than any other brand. This means that Nordent standard Gracey curettes are easier to adapt, require fewer strokes, and reduce tissue trauma better than any other brand. Nordent standard Gracey curettes have a 1.1 mm terminal shank diameter and blades that are 0.9 mm wide and 4 mm long.



Long Reach Gracey #1-2 Short contra-angle for incisors and cuspids.

Handle Selection:	<input checked="" type="radio"/> CESCGR1-2L (shown)	<input type="radio"/> RESCGR1-2L	<input type="radio"/> ESCGR1-2L	<input type="radio"/> RSCGR1-2L	<input type="radio"/> SCGR1-2L
-------------------	---	----------------------------------	---------------------------------	---------------------------------	--------------------------------



Long Reach Gracey #3-4 Short contra-angle for incisors and cuspids.

Handle Selection:	<input checked="" type="radio"/> CESCGR3-4L (shown)	<input type="radio"/> RESCGR3-4L	<input type="radio"/> ESCGR3-4L	<input type="radio"/> RSCGR3-4L	<input type="radio"/> SCGR3-4L
-------------------	---	----------------------------------	---------------------------------	---------------------------------	--------------------------------



Long Reach Gracey #5-6 Medium shank and slight contra-angle for bicuspid and molars.

Handle Selection:	<input checked="" type="radio"/> CESCGR5-6L (shown)	<input type="radio"/> RESCGR5-6L	<input type="radio"/> ESCGR5-6L	<input type="radio"/> RSCGR5-6L	<input type="radio"/> SCGR5-6L
-------------------	---	----------------------------------	---------------------------------	---------------------------------	--------------------------------



Long Reach Gracey #7-8 Medium contra-angle for facial and lingual surfaces of bicuspid and molars.

Handle Selection:	<input checked="" type="radio"/> CESCGR7-8L (shown)	<input type="radio"/> RESCGR7-8L	<input type="radio"/> ESCGR7-8L	<input type="radio"/> RSCGR7-8L	<input type="radio"/> SCGR7-8L
-------------------	---	----------------------------------	---------------------------------	---------------------------------	--------------------------------



Long Reach Gracey #11-12 All mesial surfaces of bicuspid and molars.

Handle Selection:	<input checked="" type="radio"/> CESCGR11-12L (shown)	<input type="radio"/> RESCGR11-12L	<input type="radio"/> ESCGR11-12L	<input type="radio"/> RSCGR11-12L	<input type="radio"/> SCGR11-12L
-------------------	---	------------------------------------	-----------------------------------	-----------------------------------	----------------------------------



Long Reach Gracey #13-14 All distal surfaces of bicuspid and molars.

Handle Selection:	<input checked="" type="radio"/> CESCGR13-14L (shown)	<input type="radio"/> RESCGR13-14L	<input type="radio"/> ESCGR13-14L	<input type="radio"/> RSCGR13-14L	<input type="radio"/> SCGR13-14L
-------------------	---	------------------------------------	-----------------------------------	-----------------------------------	----------------------------------



Long Reach Gracey #15-16 Modified version of the Long Reach Gracey 11-12 allows better access and more comfortable hand and finger position for all mesial surfaces of bicuspid and molars.

Handle Selection:	<input checked="" type="radio"/> CESCGR15-16L (shown)	<input type="radio"/> RESCGR15-16L	<input type="radio"/> ESCGR15-16L	<input type="radio"/> RSCGR15-16L	<input type="radio"/> SCGR15-16L
-------------------	---	------------------------------------	-----------------------------------	-----------------------------------	----------------------------------



Long Reach Gracey #17-18 Modified version of the Long Reach Gracey 13-14 allows better access and more comfortable hand and finger position for all distal surfaces of bicuspid and molars.

Handle Selection:	<input checked="" type="radio"/> CESCGR17-18L (shown)	<input type="radio"/> RESCGR17-18L	<input type="radio"/> ESCGR17-18L	<input type="radio"/> RSCGR17-18L	<input type="radio"/> SCGR17-18L
-------------------	---	------------------------------------	-----------------------------------	-----------------------------------	----------------------------------

GRACEY CURETTES

Mini Blade – Long Reach

Nordent Mini Blade – Long Reach Gracey curettes have a shorter, narrower blade and an extended terminal shank that is 3 mm longer than standard. They feature our blade face curve with a true radius that conforms to tooth anatomy better than any other brand. This means that Nordent Gracey curettes are easier to adapt, require fewer strokes, and reduce tissue trauma better than any other brand. Nordent Mini Blade – Long Reach Gracey curettes have a 1 mm terminal shank diameter and blades that are 0.7 mm wide and 3 mm long.



Mini Blade – Long Reach Gracey #1-2

Short contra-angle for incisors and cuspids.

Handle Selection: ☒ CESCGR1-2ML (shown) ☐ RESCGR1-2ML ☐ ESCGR1-2ML ☐ RSCGR1-2ML ☐ SCGR1-2ML



Mini Blade – Long Reach Gracey #3-4

Short contra-angle for incisors and cuspids.

Handle Selection: ☒ CESCGR3-4ML (shown) ☐ RESCGR3-4ML ☐ ESCGR3-4ML ☐ RSCGR3-4ML ☐ SCGR3-4ML



Mini Blade – Long Reach Gracey #5-6

Medium shank and slight contra-angle for bicuspid and molars.

Handle Selection: ☒ CESCGR5-6ML (shown) ☐ RESCGR5-6ML ☐ ESCGR5-6ML ☐ RSCGR5-6ML ☐ SCGR5-6ML



Mini Blade – Long Reach Gracey #7-8

Medium contra-angle for facial and lingual surfaces of bicuspid and molars.

Handle Selection: ☒ CESCGR7-8ML (shown) ☐ RESCGR7-8ML ☐ ESCGR7-8ML ☐ RSCGR7-8ML ☐ SCGR7-8ML



Mini Blade – Long Reach Gracey #11-12

All mesial surfaces of bicuspid and molars.

Handle Selection: ☒ CESCGR11-12ML (shown) ☐ RESCGR11-12ML ☐ ESCGR11-12ML ☐ RSCGR11-12ML ☐ SCGR11-12ML



Mini Blade – Long Reach Gracey #13-14

All distal surfaces of bicuspid and molars.

Handle Selection: ☒ CESCGR13-14ML (shown) ☐ RESCGR13-14ML ☐ ESCGR13-14ML ☐ RSCGR13-14ML ☐ SCGR13-14ML



Mini Blade – Long Reach Gracey #15-16

Modified version of the Mini Blade – Long Reach Gracey 11-12 allows better access and a more comfortable hand and finger position for all mesial surfaces of bicuspid and molars.

Handle Selection: ☒ CESCGR15-16ML (shown) ☐ RESCGR15-16ML ☐ ESCGR15-16ML ☐ RSCGR15-16ML ☐ SCGR15-16ML



Mini Blade – Long Reach Gracey #17-18

Modified version of the Mini Blade – Long Reach Gracey 13-14 allows better access and a more comfortable hand and finger position for all distal surfaces of bicuspid and molars.

Handle Selection: ☒ CESCGR17-18ML (shown) ☐ RESCGR17-18ML ☐ ESCGR17-18ML ☐ RSCGR17-18ML ☐ SCGR17-18ML

GRACEY CURETTES

Rigid

Nordent Rigid Gracey curettes feature a rigid shank and a longer reach blade and are well-suited to periodontal and surgical application. Nordent Rigid Gracey curettes have a 1.3 mm terminal shank diameter and blades that are 0.9 mm wide and 6 mm long.



Rigid Gracey #1-2 Short contra-angle for incisors and cuspids. Terminal shank reach is 11 mm.

Handle Selection:	<input checked="" type="radio"/> CESC1R-2R (shown)	<input type="radio"/> RESC1R-2R	<input type="radio"/> ESCG1R-2R	<input type="radio"/> RSCG1R-2R	<input type="radio"/> SCG1R-2R
-------------------	--	---------------------------------	---------------------------------	---------------------------------	--------------------------------



Rigid Gracey #3-4 Short contra-angle for incisors and cuspids. Terminal shank reach is 11 mm.

Handle Selection:	<input checked="" type="radio"/> CESC3R-4R (shown)	<input type="radio"/> RESC3R-4R	<input type="radio"/> ESCG3R-4R	<input type="radio"/> RSCG3R-4R	<input type="radio"/> SCG3R-4R
-------------------	--	---------------------------------	---------------------------------	---------------------------------	--------------------------------



Rigid Gracey #5-6 Medium shank and slight contra-angle for bicuspid and molars. Terminal shank reach is 14 mm.

Handle Selection:	<input checked="" type="radio"/> CESC5R-6R (shown)	<input type="radio"/> RESC5R-6R	<input type="radio"/> ESCG5R-6R	<input type="radio"/> RSCG5R-6R	<input type="radio"/> SCG5R-6R
-------------------	--	---------------------------------	---------------------------------	---------------------------------	--------------------------------



Rigid Gracey #7-8 Medium contra-angle for facial and lingual surfaces of bicuspid and molars. Terminal shank reach is 12 mm.

Handle Selection:	<input checked="" type="radio"/> CESC7R-8R (shown)	<input type="radio"/> RESC7R-8R	<input type="radio"/> ESCG7R-8R	<input type="radio"/> RSCG7R-8R	<input type="radio"/> SCG7R-8R
-------------------	--	---------------------------------	---------------------------------	---------------------------------	--------------------------------



Rigid Gracey #9-10 Long contra-angle for molars and less accessible root surfaces. Terminal shank reach is 12 mm.

Handle Selection:	<input checked="" type="radio"/> CESC9R-10R (shown)	<input type="radio"/> RESC9R-10R	<input type="radio"/> ESCG9R-10R	<input type="radio"/> RSCG9R-10R	<input type="radio"/> SCG9R-10R
-------------------	---	----------------------------------	----------------------------------	----------------------------------	---------------------------------



Rigid Gracey #11-12 All mesial surfaces of bicuspid and molars. Terminal shank reach is 8 mm.

Handle Selection:	<input checked="" type="radio"/> CESC11R-12R (shown)	<input type="radio"/> RESC11R-12R	<input type="radio"/> ESCG11R-12R	<input type="radio"/> RSCG11R-12R	<input type="radio"/> SCG11R-12R
-------------------	--	-----------------------------------	-----------------------------------	-----------------------------------	----------------------------------



Rigid Gracey #13-14 All distal surfaces of bicuspid and molars. Terminal shank reach is 7 mm.

Handle Selection:	<input checked="" type="radio"/> CESC13R-14R (shown)	<input type="radio"/> RESC13R-14R	<input type="radio"/> ESCG13R-14R	<input type="radio"/> RSCG13R-14R	<input type="radio"/> SCG13R-14R
-------------------	--	-----------------------------------	-----------------------------------	-----------------------------------	----------------------------------

InstRenew® Sharpening Assistant

Implementing an instrument maintenance program in your practice is the best way to protect your instrument investment. With proper care and periodic maintenance your Nordent instruments will provide you with years of trouble-free service and will enable you to perform the best possible patient care.

Keeping your hygiene scalers and curettes sharp is made simple and efficient by using the Nordent InstRenew® Sharpening System. Nordent also offers a complete selection of sharpening supplies and a professional sharpening service to help you get the most from your instrument investment.

SHARPENING INSTRUMENTS

INSTRENEW SHARPENING ASSISTANT	2
ACCESSORIES	3
SHARPENING STONES	4



INSTRENEW® SHARPENING ASSISTANT

InstRenew is the only instrument sharpening device developed by instrument makers to make it EASY FOR ANYONE to sharpen ANY BRAND and ANY PATTERN of Scalers and Curettes with professional results every time. The patented design makes it possible to achieve perfect factory blade angles without the guesswork and frustration that are common with other sharpening methods. If you have been looking for a cost effective, fast and easy way to improve your in-house sharpening program that will get everyone in your practice sharpening with the exact same angle every time...then InstRenew is the answer! See a complete video demonstration at www.nordent.com.

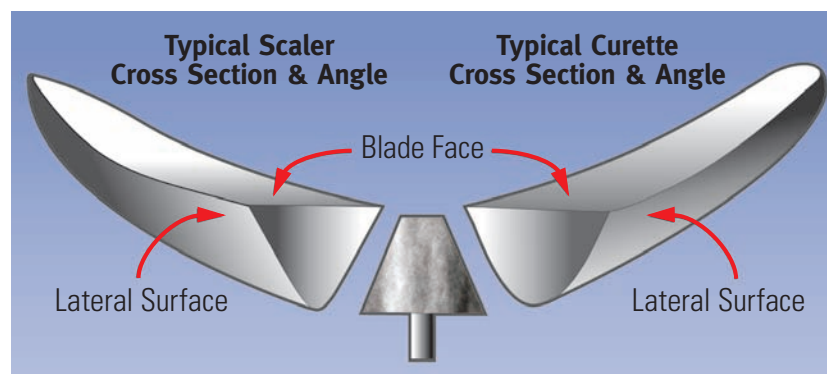
InstRenew Sharpening Assistant comes complete with everything you'll need to begin sharpening with professional results today. Includes:

- Diamond Coated Sharpening Cone (installed)
- Wrench with Diamond Smoother
- Plastic Test Stick
- 110v US - Prong Power Cord
- InstRenew Training DVD



SSM2V3

InstRenew Sharpening Stone



With InstRenew you focus on sharpening the blades and forget about positioning the shanks. Every Brand and Every Pattern of Scalers and Curettes have one thing in common. The angle between the blade face and the lateral surface, that creates the sharp edge, is always the same.

3-Step Method



Position the Blade

The Blade Positioner automatically locks EVERY instrument into the correct position for sharpening by holding the blade face horizontal.



Grasp the Tip

The Tip Clamp allows you to easily grasp the instrument on any straight portion of the shank and maintain the correct position while you sharpen.



Sharpen the Blade

The Sharpening Cone is cut at the correct angle for EVERY brand and EVERY pattern of scalers and curettes. Simply trace each cutting edge over the sharpening cone.

INSTRENEW® SHARPENING ASSISTANT

InstRenew Accessories



Plastic Test Stick
Non-Autoclavable (4" x 1/2")

SSTS



InstRenew Wrench

SSM350



Replacement Sharpening Cones

Diamond Coated Replacement Cones

SS310 (Fine)



InstRenew Training DVD

SSM310A



Power Cords

For all countries



SSM360
US 2-pole, 2-wire, 110V



SSM370
Australian 2-pole, 3-wire, 240V



SSM375
Cont'l Europe 2-prong, 2-wire 220V



SSM380
UK 2-pole, 3-wire, 220V



Tip Clamp Replacement

Easy to install

SS351

MANUAL SHARPENING SUPPLIES

Test Sticks



Non-Autoclavable Test Stick

4" x 1/2" (10.6cm x 1.3cm).

SSTS




Autoclavable Test Stick

4" x 1/4" (10.6cm x 0.6cm).

SSTSA

Sharpening Stones



Hard Arkansas Stone #2

Rectangular 4" x 1" x 1/2" (10.6cm x 2.5cm x 1.3cm).

SS2



Hard Arkansas Stone #4

Round 4" x 1/4" (10.6cm x 0.6cm).

SS4



Hard Arkansas Stone #1 Slip Shape

4" x 2-1/2" x 1/8" (10.6cm x 6.4cm x 0.3cm).

SS1



Hard Arkansas Stone #3

Triangular 4" x 3/8" (10.6cm x 1cm).

SS3



India Medium Stone #5 Slip Shape

4-1/2" x 2" x 3/8" (11.4cm x 5cm x 1cm).


SS5



Ultra-Hard Arkansas Stone #22 Mini Slip Shape

2" x 7/8" x 3/16" (5cm x 2.2cm x 0.5cm).

SS22



Medium Grit Ceramic Stone #6

Flat 3 x 1-1/4" x 1/4" (7.6cm x 3.2cm x 0.6cm).

SS6



Honing Oil For use with manual sharpening stones 1 Oz. (29.5ml) Bottle.

SSH0

Nordent's Professional Sharpening Service

Nordent provides a Professional Sharpening Service that will supplement your in-house instrument maintenance program by reestablishing the original blade angles and factory sharpness. Using Nordent's sharpening service on a regular schedule will make it faster and easier for you to maintain blade sharpness with your in-house sharpening program.

Nordent's craftsmen will inspect and restore the sharpness of ANY BRAND and ANY TYPE of dental instruments within 48 hours of receiving your order. Feel free to contact us if you have any questions, or need instructions on using our service.

To download a PDF which contains our current sharpening price list and order form, please go to www.nordent.com

Nordent offers a complete selection of **periodontal and oral maxillofacial surgery instruments** for every procedure.

Our surgical product line features only the highest quality German hinged instruments and the finest quality non-hinged instruments made in the U.S.A. All Nordent surgical instruments carry a lifetime guarantee against breakage, misalignment and corrosion.

SURGICAL INSTRUMENTS

PERIODONTAL INSTRUMENTS	2-5
PERIOSTEAL ELEVATORS	6-7
MICRO-SURGERY INSTRUMENTS	8
RETRACTORS	9
SUCTION TIPS	9
TISSUE FORCEPS	10
RONGEURS	11
SCISSORS	12-13
NEEDLE HOLDERS	14-15
HEMOSTATS	16
SINUS LIFT INSTRUMENTS	17
SURGICAL CURETTES	18-19
BONE FILES	19
ELEVATORS	20-25
ROOT TIP PICKS	26
ATRAUMATIC EXTRACTIONS	27-28
ATRAUMATIC EXTRACTION FORCEPS	29
EXTRACTION FORCEPS	30-35
PEDODONTIC FORCEPS	36-37



PERIODONTAL

Periodontal Chisels – Fedi

Perio Chisels are used with a “push stroke” to reshape and remove bone. Nordent Perio Chisels are made from high-carbon stainless steel that is hardened to maximize the life of the cutting edge. Each blade surface is precision honed to razor sharpness.



Fedi #1 Double-ended opposing blades that are 1.75 mm wide with semi-circular cutting edges on each side and set at a 10° angle.

Handle Selection:

☒ CECPFED11 (shown)

☐ CPFED1



Fedi #2 Double-ended opposing blades that are 2.5 mm wide with semi-circular cutting edges on each side and set at a 15° angle.

Handle Selection:

☒ CECPFED12 (shown)

☐ CPFED2



TG Chisel Double-ended opposing blades that are 2.5 mm wide.

Handle Selection:

☒ CECPTG (shown)

☐ CPTG

Periodontal Chisels – Ochsenbein

Ochsenbein Chisels have three beveled cutting edges on each blade. They feature a chisel edge at the tip and two semi-circular indentations that will allow the cutting surfaces to engage around the tooth into the interdental area.



Ochsenbein #1 This single-ended chisel has a 6 mm width and cutting edges on the front of the blade curvature. The 10 mm solid chisel handle has a knurling over the entire surface.

CPOCH1C



Ochsenbein #2 This single-ended chisel has a 6 mm width and cutting edges on the back of the blade curvature. The 10 mm solid chisel handle has a knurling over the entire surface.

CPOCH2C



Ochsenbein #1-2 A double-ended version of the Ochsenbein #1 and #2. Both blades are 5 mm wide. Available in two handle designs.

Handle Selection:

☒ CECPOCH1-2 (shown)

☐ CPOCH1-2

PERIODONTAL

Periodontal Hoes

Periodontal Hoes are usually used with a "pull stroke" to reshape and remove bone.



Ochsenbein #4 Mirror image tips with blades that are 3.5 mm in width. The blade angles allow excellent access to distal surfaces.

Handle Selection: ☒ CECPOCH4 (shown) ☐ CPOCH4



Rhodes #36-37 Back-action hoe with opposing blade angles and semi-circular cutting edges on each side of the 4 mm blade.

Handle Selection: ☒ CEC36-37 (shown) ☐ CP36-37



Kirkland #13-13L Double-ended back action hoes with blade widths of 3.5 mm and 5.0 mm.

Handle Selection: ☒ CECPK13-13L (shown) ☐ CPK13-13L



Kirkland #13-TG Combines a back-action hoe with a 3.5 mm blade width and a straight hoe that is 2.5 mm wide.

Handle Selection: ☒ CECPK13-TG (shown) ☐ CPK13-TG

Periodontal Surgery Curette



Prichard #1-2 Large mirror image periodontal surgical curette. The blades are 1.7 mm wide set on a 20 mm terminal shank.

Handle Selection: ☒ CESCPR1-2 (shown) ☐ SCPR1-2

PERIODONTAL

Periodontal Files



Hirschfeld #3-7 Mirror image configuration with identical 1.4 mm blade widths and a 14 mm terminal shank length set at 40° to the centerline of the handle.

Handle Selection: ☒ CEFPH3-7 (shown) ☐ FPH3-7



Hirschfeld #5-11 Opposing angle configuration with identical 1.4 mm blade widths and a 14 mm terminal shank length set at 40° to the centerline of the handle.

Handle Selection: ☒ CEFPH5-11 (shown) ☐ FPH5-11



Hirschfeld #9-10 Short opposing angle configuration with identical 1.4 mm blade widths.

Handle Selection: ☒ CEFPH9-10 (shown) ☐ FPH9-10



Orban #10-11 Mirror image configuration with identical 2.0 mm blade widths and a 14 mm terminal shank length set at 40° to the centerline of the handle.

Handle Selection: ☒ CEFPO10-11 (shown) ☐ FPO10-11



Orban #12-13 Opposing angle configuration with identical 2.0 mm blade widths and a 14 mm terminal shank length set at 40° to the centerline of the handle.

Handle Selection: ☒ CEFPO12-13 (shown) ☐ FPO12-13



Sugarman #1-2 Interdental "pull-stroke" file with two non-cutting surfaces per tip.

Handle Selection: ☒ CEFPS1-2 (shown) ☐ FPS1-2



Sugarman #3-4 Interdental "pull-stroke" file with one non-cutting surface per tip.

Handle Selection: ☒ CEFPS3-4 (shown) ☐ FPS3-4



Schluger #9-10 Interdental "push/pull" curved file with two non-cutting surfaces per tip.

Handle Selection: ☒ CEFPS9-10 (shown) ☐ FPS9-10

PERIODONTAL

Periodontal Knives

Nordent periodontal knives are forged from high-carbon stainless steel and hardened to the highest degree. Each blade is honed by expert technicians for a long-lasting, ultra-sharp edge.



Goldman Fox #11 Spear-shaped interdental knife with offset blades

Handle Selection: ● KGF11



Kirkland #15-16 Pointed kidney-shaped blades for gingivectomy bevel incisions.

Handle Selection: ● KK15-16



Orban #1-2 Double-ended mirror image blades on a contra-angled shank that are pointed for access to interproximal tissue.

Handle Selection: ● KOR1-2



Orban #1 Single-end (left).

Handle Selection: ● KOR1



Orban #2 Single-end (right).

Handle Selection: ● KOR2

Scalpel Blade Handles

Nordent scalpel blade handles are precision machined so that scalpel blades are held firmly in place. All handles are stainless steel so they can be sterilized by any method.



Bard Parker type with metric ruler (5"/125 mm).

HB3



Perfectly balanced round handle allows easy rotation in difficult-to-reach areas (6"/155 mm).

HB5

PERIOSTEAL ELEVATORS

Periosteals are used to separate tissue from the tooth or bone and retract tissue during procedures.



Howarth Septum Elevator Combines a blunted end that is 4.5 mm wide with a chisel end that is 5 mm wide.

Handle Selection:  CEEPHOWARTH




Periosteal #24G Combines a small curved blade that is 4 mm wide and a rounded tip with a uniquely angled cutting blade on a straight shank. Both ends are sharp around the periphery.

Handle Selection:  CEEP24G (shown) ● EP24G



Gargiulo #2 Combines a curved blade that is 5 mm wide and a rounded tip with a flat blade that is 4 mm wide and a rounded tip. Both ends are sharp around the periphery.

Handle Selection:  CEEPGAR2 (shown) ● EPGAR2



Hirschfield #20 Combines a sharp “hatchet”-shaped blade that is 3.5 mm wide with a straight flat blade with a rounded tip that is 4 mm wide.


Handle Selection:  CECPLH20 (shown) ● CPLH20



Allen #9A Combines the same tips as the traditional Molt 9 but the round end has a 3 mm suture hole.

Handle Selection:  CEEPM09A (shown) ● EPM09A



Molt #9  Combines a large curved blade that is 7.5 mm wide and has a rounded tip with a curved blade that is 3.5 mm wide and has a pointed tip. Both ends are non-cutting.

Handle Selection:  CEEPM09 (shown) ● EPM09



Goldman Fox #14 Both curved blades are 4.5 mm wide and have a rounded tip. One end is sharpened around the periphery and the other end is non-cutting.

Handle Selection:  CEEPGF14 (shown) ● EPGF14



Woodson #1 Modified Standard Woodson Composite instrument tips modified to be very thin and sharp for precise soft tissue manipulation

Handle Selection:  CEPFIWDS1H (shown) ● PFIWDS1H

PERIOSTEAL ELEVATORS



Seldin #23

Flat handle with two wide tips.



Prichard #3

Combines a large, flat blade used for retraction and a smaller, curved tip used for reflection and retraction of tissue.



Buser

Combines an offset teardrop blade and a straight spear-shaped blade. Both are 4 mm wide and have a sharp periphery.



Freer #9

Combines a large, curved blade that is 7.5 mm wide and has a rounded tip with a curved blade that is 3 mm wide and has a rounded tip. Both ends are non-cutting.



Kramer-Nevins #1

Combines a curved blade that is 5 mm wide and a rounded tip with a spear-shaped blade that is 3.4 mm wide and a pointed tip. Both ends are non-cutting.

EPS23

● EPPR3 ○ CEEPPR3

○ CEEPBUSER

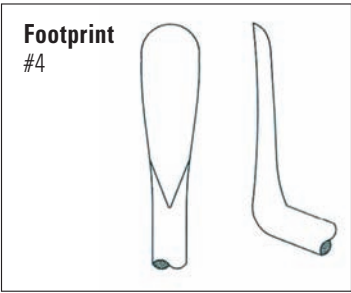
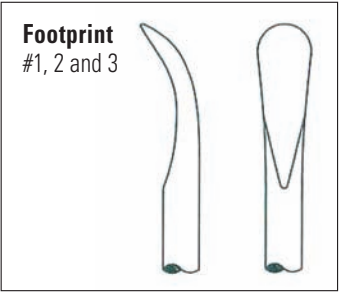
○ CEEPPR9

○ CEEPKN1

MICRO SURGERY

Tunnel Surgery Instruments


The Nordent Tunnel Surgery Instruments are designed by Prof. Dr. Ates Parlar, Professor of Periodontology, Ankara University and also in private practice in Ankara, Turkey.



The instruments feature very thin tapered blades, oval in shape, that are sharp around their entire periphery. Blade detail is shown at 300% of actual size.




Papilla Retractor #1 Parlar Papilla retractor universal, blue color rings.

Handle Selection:  CEEPAP1 (shown)




Papilla Retractor #2 Parlar Papilla retractor buccal offset 45°, white color rings.

Handle Selection:  CEEPAP2 (shown)




Papilla Retractor #3 Parlar Papilla retractor lingual offset 45°, red color rings.

Handle Selection:  CEEPAP3 (shown)




Papilla Retractor #4 Parlar Papilla retractor sharp periosteal, lingual/buccal blades, green color rings.

Handle Selection:  CEEPAP4 (shown)

Castroviejo Scissors #6536

Castroviejo scissors 18 cm. Curved blades, round European style handle.

S6536 (shown at 75% actual size)



Castroviejo Needle Holder #5333

Castroviejo needle holder 18 cm. Carbide beaks, round European style handle.

NH5333 (shown at 75% actual size)



RETRACTORS

Used for retracting cheek and tongue during surgical procedures. All stainless steel and can be sterilized by any method.



University of Minnesota
(5 3/4" / 145 mm)

RCM (shown at 50% actual size)



Weider #28
28 mm wide "Sweetheart" retractor.
(5 1/4" / 135 mm)

RCW28 (shown at 50% actual size)

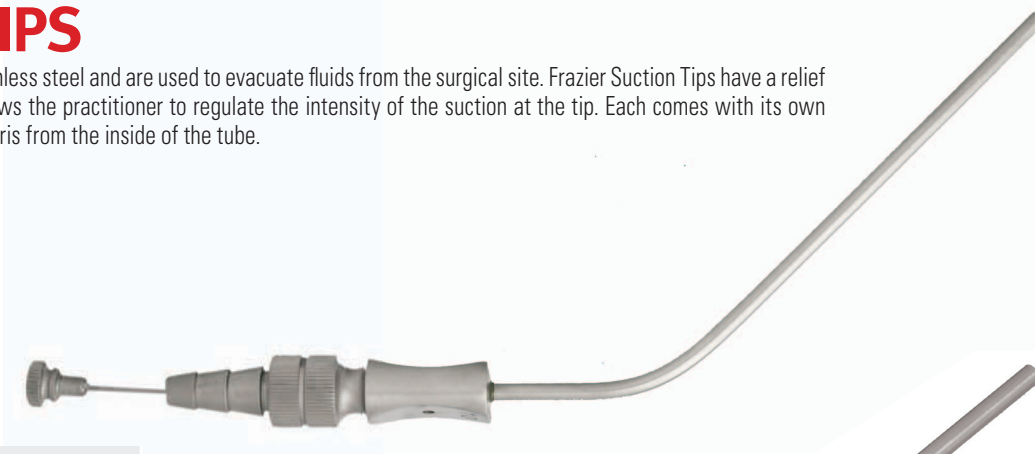


Weider #36
36 mm wide "Sweetheart" retractor.
(5 3/4" / 145 mm)

RCW36 (shown at 50% actual size)

SUCTION TIPS

Nordent Suction Tips are all stainless steel and are used to evacuate fluids from the surgical site. Frazier Suction Tips have a relief hole on the thumb rest that allows the practitioner to regulate the intensity of the suction at the tip. Each comes with its own stylette that is used to clear debris from the inside of the tube.



Frazier #10
2.0 mm internal diameter

ATF10 (shown at 75% actual size)



Frazier #12
3.0 mm internal diameter

ATF12 (shown at 75% actual size)

TISSUE FORCEPS

Tissue forceps are used to grasp soft tissue flaps during surgical procedures and suturing. Nordent tissue forceps are precision machined and spring tempered for secure grip and long life.



Adson Tissue Forceps Plain #106
Adson tissue forceps, plain blades #106 (5" / 125 mm).

FT106



Adson-Brown #109
Blades have 7 interlocking teeth (5" / 125 mm).

FT109



Semkin-Taylor #110
Curved design with 1x2 interlocking "Rat Tooth" (5" / 125 mm).

FT110



Adson #108
Straight design with 1x2 interlocking "Rat Tooth" (4 3/4" / 120 mm).

FT108



Corn Suture Pliers
Serrated blades allow suture to pass through the jaws (6" / 150 mm).

DP5

RONGEURS

Used to contour and remove alveolar bone during extraction procedures, Nordent Rongeurs are hardened and tempered to maintain their sharpness and have a satin finish to eliminate glare.



Friedman #1

Narrow profile blades cut around the entire periphery and are set at a 30° angle (5-1/2"/140 mm).

R1



Mini-Friedman #1A

Narrow profile blades cut around the entire periphery and are set at a 30° angle (5" / 125mm).

R1A



Blumenthal #2

Standard profile blades cut around the entire periphery and are set at a 30° angle (6-1/4" / 160 mm).

R2



Cleveland #4

Standard profile blades are set at a 30° angle (5-1/2" / 140 mm).

R4

Did you know...

Nordent will sharpen and repair all brands of Rongeurs. Call us today for more information

1-800-966-7336

SCISSORS

Shown at 50% actual size.

Iris



Iris #301
Straight blades
(4 1/2" / 115 mm).



Iris #302
Curved blades
(4 1/2" / 115 mm).

Castroviejo



Castroviejo #311
Curved blades with spring action
handle. Excellent for tissue and
suture (4"/100 mm).

LaGrange



LaGrange #314
A unique curvature allows easy
access to the tightest areas. One
blade is serrated to hold tissue
when cutting (4 1/2" / 115 mm).

S301	S302	S311	S314
------	------	------	------


Suture



Suture #304
Angular blades with suture hook
(4 1/2" / 115 mm).



Spencer Suture #306
Straight blades with suture hook
(4 3/4" / 120 mm).



Suture #322
Long handle, straight blades with
suture hook (6 1/4" / 160 mm).

Sullivan



Sullivan #316
Extra-long curved blades. One
blade is serrated to hold tissue
when cutting (5 1/2" / 140 mm).

S304	S306	S322	S316
------	------	------	------

SCISSORS

Shown at 50% actual size.

Goldman-Fox



Goldman Fox #313


Curved blades with one blade serrated to hold tissue when cutting (5" / 130 mm).



Goldman Fox #321


A unique handle curvature allows easy access to the tightest areas. One blade is serrated to hold tissue when cutting (5" / 130 mm).

Kelly




Kelly #317

Long handle with straight blades (6 1/4" / 160 mm).



Kelly #318

Long handle with curved blades (6 1/4" / 160 mm).



Kelly #319

Long handle with angular blades (6 1/4" / 160 mm).

S313


S321

S317

S318

S319

Dean



Dean Gum #320

Long curved handle with straight blades that are angled upward. One blade is serrated to hold tissue when cutting (6 3/4" / 170 mm).



Super-Cut – Iris Curved

Iris scissors, straight blades (4 1/2" / 115 mm).



Super-Cut – LaGrange

Sharply curved blades and S curve handle (4 1/2" / 115 mm).



Super-Cut – Goldman Fox

Curved tapered blades (5" / 130 mm).

S320

S302SC

S314SC

S313SC

NEEDLE HOLDERS

Castroviejo

Castroviejo needle holders feature beaks with very fine serrations on narrow profile jaws. The locking mechanism is activated by squeezing the spring-action handle. All edges of the hinges are rounded off and tapered to eliminate any snagging of the suture material.

Shown at 50% actual size unless noted.

Stainless Steel Jaws



Castroviejo #209
Very fine serrations on narrow profile jaws. The locking mechanism is activated by squeezing the spring-action handle. This is a great needle holder for periodontal applications where a very fine suture is used (5" / 130 mm).

NH209 (actual size)



Carbide Jaws



Castroviejo #208
Very fine serrations on narrow profile jaws with carbide inserts. The locking mechanism is activated by squeezing the spring-action handle. This is a great needle holder for periodontal applications where a very fine suture is used (5" / 130 mm).

NH208



Castroviejo NH4062
Very fine serrations on narrow profile jaws with carbide inserts. Curved beaks (5.5" / 140 mm).

NH4062



Castroviejo NH4388
Very fine serrations on narrow profile jaws with carbide inserts. Straight beaks, round Euro style handle (5.5" / 140 mm).

NH4388



Castroviejo NH4389
Very fine serrations on narrow profile jaws with carbide inserts. Curved beaks, round Euro style handle (5.5" / 140 mm).

NH4389

NEEDLE HOLDERS

Nordent stainless steel and carbide needle holders feature fine machined serrations on the beaks. The edges of the hinges are tapered and rounded off to prevent any snagging of the suture material. The carbide needle holders can be identified by their gold handles and are recommended for use for those practices with a high volume of surgical procedures.

Shown at 50% actual size unless noted.

Carbide Jaws



Mayo-Hegar #213
Large jaws with carbide inserts and fine serrations (7" / 180 mm).

NH213 (shown at 75% actual size)



Mayo-Hegar #201
Large jaws with carbide inserts and fine serrations (6 1/2" / 160 mm).

NH201



Crile-Wood #203
Medium jaws with carbide inserts and fine serrations (6" / 150 mm).

NH203



Derf #205
Medium jaws with carbide inserts and fine serrations (5" / 130 mm).

NH205

Stainless Steel Jaws



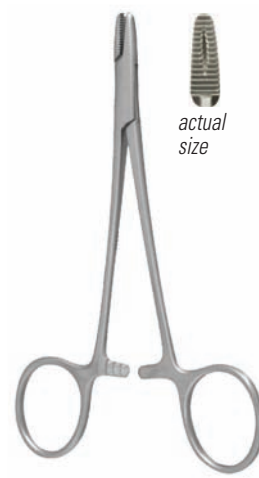
Mayo-Hegar #202
Large jaws with fine serrations (6 1/2" / 160 mm).

NH202



Crile-Wood #204
Medium jaws with fine serrations (6" / 150 mm).

NH204



Derf #206
Medium jaws with fine serrations (5" / 130 mm).

NH206

HEMOSTATS

Used as a multipurpose instrument in dental practices to grasp and move small objects. Hemostat jaws have interlocking teeth and are designed to clamp off blood vessels during surgical procedures

Mosquito



Mosquito #101
Straight jaws (4 3/4" / 120 mm).

H101



Mosquito #102
Curved jaws (4 3/4" / 120 mm).

H102

Kelly



Kelly #103
Straight jaws (5 3/4" / 145 mm).

H103



Kelly #104
Curved jaws (5 3/4" / 145 mm).

H104

SINUS LIFT

Nordent Sinus Lift instruments are designed to give practitioners improved access to the internal aspects of the sinus. Sinus Lift Curettes have spoons with smooth non-cutting edges and are available in various shank configurations and spoon widths to detach the delicate sinus membrane from lateral walls. Bone Condensers have fine serrations and diameters to compact bone graft material.

Curettes



Sinus Lift Curette #911

Mirror image ends with spoon-shaped tips that are 2.7 mm wide.

Handle Selection:  CECS911 (shown at actual size)



Sinus Lift Curette #912

Both tips have a terminal shank that is 21 mm long and a 25° angle with different size spoons. One spoon is 2.6 mm wide and one is 3.5 mm wide.

Handle Selection:  CECS912 (shown at 75% actual size)



Sinus Lift Curette #913

Both spoons are 3.7 mm wide.

Handle Selection:  CECS913 (shown at 75% actual size)



Sinus Lift Curette #914

Spoons are set on opposing terminal shanks that are 20 mm in length. Both spoons are 3.7 mm wide.

Handle Selection:  CECS914 (shown at 75% actual size)



Sinus Lift Curette #915

Both spoons are 6.5 mm wide.

Handle Selection:  CECS915 (shown at 75% actual size)



Sinus Lift Curette #917

Combines a flat 6.5 mm wide rounded tip paddle set at a 85° angle and an elliptical 3.7 mm wide paddle that has a pointed tip.

Handle Selection:  CECS917 (shown at 75% actual size)

Bone Condenser



Bone Condenser #918

Combines a 3 mm and 4 mm condenser diameter into one instrument. Both have a 13 mm reach.

Handle Selection:  CECS918 (actual size)



Bone Condenser #919

Both tips have a 14 mm reach and a 4.7 mm diameter condenser that has fine serrations.

Handle Selection:  CECS919 (actual size)

SURGICAL CURETTES

Used for debridement and curettage during surgical procedures. Nordent Bone Curettes are hardened to the highest degree to maintain a long-lasting sharpness around the spoon edges.

Lucas

Double-ended Lucas Bone Curettes have mirror image ends. The terminal shank is angled at 50° and has a 20 mm reach. The spoon shaped blades have an elongated radius and are available in 4 sizes.



Lucas #84 Spoons are 2.4 mm wide.

Handle Selection:

☒ CECSL84 (shown)

☐ CSL84



Lucas #85 Spoons are 2.7 mm wide.

Handle Selection:

☒ CECSL85

☐ CSL85



Lucas #86 Spoons are 3.0 mm wide.

Handle Selection:

☒ CECSL86

☐ CSL86



Lucas #87 Spoons are 3.8 mm wide.

Handle Selection:

☒ CECSL87

☐ CSL87



Molt #2-4 Combines the #2 and #4 Molt Curette tips.

Handle Selection:

☒ CECSM2-4

☐ CSM2-4

Miller

Double-ended Miller Bone Curettes have mirror image ends. The terminal shank is angled at 40° and has a 22mm reach. The spoon shaped blades have a scooped radius and are available in 3 sizes.



Miller #10 Spoons are 2.8 mm wide.

Handle Selection:

☒ CECSM10

☐ CSM10



Miller #11 Spoons are 3.5 mm wide.

Handle Selection:

☒ CECSM11

☐ CSM11



Miller #12 Spoons are 4.5 mm wide.

Handle Selection:

☒ CECSM12

☐ CSM12



Miller #9 Straight shank design with 2.8 and 3.5 mm spoon widths.

Handle Selection:

☒ CECSM9

☐ CSM9

SURGICAL CURETTES

Molt

Molt #2

Single-end bone curette in a large light-weight handle. The spoon is 3.5 mm wide.

CSM2



Molt #4

Single-end bone curette in a large light-weight handle. The spoon is 10 mm wide.

CSM4



BONE FILES

Used to remove or smooth rough edges of alveolar bone during surgical procedures. Straight-cut bone files are used with a pull stroke. Cross-cut bone files can be used with a push-pull motion.



Miller #21

Straight cut, rounded shape. Small end is 5.5 mm wide and the large end is 7.5 mm wide.

FB21



Miller #21X

Cross-cut, same size ends as FB21.

FB21X



Miller #52

Straight cut. Combines a large curved end that is 7.5 mm wide and a small rounded end that is 5.5 mm wide.

FB52




Miller #64

Straight cut. Combines a large straight end that is 7.5 mm wide and a small rounded end that is 5.5 mm wide.

FB64

ELEVATORS

Nordent triple tempers each tip for extra strength and durability. They stay sharp longer and will not bend under force. The light-weight “Form Fit” handle fits comfortably in your hand and is made of stainless steel so it can be sterilized by any acceptable method. You will find many of our elevators are available with serrated blades for extra gripping action along the blade surface or with Titanium Nitride Coating that can further extend the life of blade sharpness.



Standard Blade

Our standard blade has sharpened working surfaces and a highly polished finish for smoother adaptation. Our standard blades are at the core of the serrated and titanium-coated modifications.



Serrated Blade

Serrations add additional “bite” to the sides of the gouge to enhance lateral manipulation of the tooth during extraction. The sharp end of the blade is not serrated. Serrations cannot be combined with titanium-coated option.



Titanium-Coated Blade

Titanium Nitride (TiN) coating increases the surface hardness of instrument tips to further extend sharpness retention and reduces surface abrasion for smoother adaptation and quicker healing. Cannot be combined with “serrated” blade option.



All Nordent standard and serrated blade elevators are now part of the Relyant family of instruments. They’re the same high quality you’ve always trusted and now include free sharpening *with every purchase*. This means that, just like with Relyant Scalers & Curettes, you can send us your Relyant elevators whenever you want and as often as you want to have them professionally sharpened for FREE!¹ For more information, please visit www.neversharpenagain.com

¹Relyant elevator program is only available for the U.S. domestic market.

ELEVATORS

Straight



#301V

Modified Apexo 301 for children and veterinary procedures. Has a 2.0 mm blade width.

E301V



Apexo #301

Straight with a 2.5 mm blade width.

E301
E301SR (serrated)
E301T (titanium-coated)



#81

Modified Apexo straight with a 3.0 mm blade width.

E81
E81SR (serrated)
E81T (titanium-coated)



Elevator #80

Straight gouge with a 3.0 mm blade width.

E80
E80SR (serrated)



Heidbrink #40

Straight gouge with a 3.0 mm blade width.

E40
E40SR (serrated)
E40T (titanium-coated)



Heidbrink #41

Straight gouge with a 3.7 mm blade width.

E41
E41SR (serrated)
E41T (titanium-coated)



Heidbrink #1

Straight gouge with a 4.5 mm blade width.

E1
E1SR (serrated)



Stout #11A

Gouge with tapered blade.

E11A



Seldin #34

Gouge with a 4.7 mm blade width. Has a gentle back curve to improve adaptation.

E34
E34SR (serrated blade)
E34T (titanium-coated)



Seldin #34S

Gouge with a 3.7 mm blade width. Has a gentle back curve to improve adaptation.

E34S
E34SSR (serrated blade)
E34ST (titanium-coated)



ELEVATORS



Potts #6
With hand form handle - left.

E6

Potts #7
With hand form handle - right.

E7

Crane Pick #8
Four-sided blade used for segmenting teeth



E8

Hourigan #2
Left.

EHGN2

Hourigan #3
Right.

EHGN3



Potts #6X
Cross bar handle - left.

E6X
E6XSR (serrated)

Potts #7X
Cross bar handle - right.

E7X
E7XSR (serrated)

Elevator #77R
Back-action bend with a 3.7 mm blade width.

E77R
E77RSR (serrated)
E77RT (titanium-coated)

Elevator #46R
Back-action bend with a 3.2 mm blade width

E46R
E46RSR (serrated)
E46RT (titanium-coated)

Apexo #303
Back-action bend with a 2.5 mm blade width.

E303
E303SR (serrated)

ELEVATORS

Flag Shape



Cryer #25
Large flag – left.

E25



Cryer #26
Large flag – right.

E26



Cryer #44
Medium flag – left.

E44
E44T (titanium-coated)



Cryer #45
Medium flag – right.

E45
E45T (titanium-coated)



Cryer #64
Small flag – left.

E64



Seldin #1L
Left

E1L



Seldin #1R
Right

E1R



Seldin #4L
Left

E4L



Seldin #4R
Right

E4R



Cryer #65
Small flag – right.

E65

ELEVATORS



Miller Apexo #4
Left

E4



Miller Apexo #5
Right

E5



Modified Woodward #190
Left

E190
E190SR (serrated)
E190T (titanium-coated)



Modified Woodward #191
Right

E191
E191SR (serrated)
E191T (titanium-coated)



Woodward #15
Left

E15



Miller #71
Left shank and compound blade angle allows easy access to 3rd molars.

E71



Miller #72
Right shank and compound blade angle allows easy access to 3rd molars.

E72



Miller #73
Left

E73



Miller #74
Right

E74



Woodward #16
Right

E16

ELEVATORS

Coupland



Coupland #1

Gouge with a 3.0 mm blade width and a square tip. The 10° back curve improves adaptation.

ECO1



Coupland #2

Gouge with a 3.5 mm blade width and a square tip. The 10° back curve improves adaptation.

ECO2



Coupland #3

Gouge with a 4.0 mm blade width and a square tip. The 10° back curve improves adaptation.


ECO3

Warwick James




Warwick James Left "English" pattern.

EWJL



Warwick James Right "English" pattern.

EWJR



Warwick James Straight "English" pattern.

EWJS

ROOT TIP PICKS

Root picks are used to retrieve loose root fragments after extraction. Nordent uses a special heat-treating process that assures a sharp, long-lasting point and shank strength. The handle is all stainless steel and can be sterilized by any method.

Double-ended root tip picks and root teasers simplify tray setups for more efficient procedures. Nordent offers these instruments in large diameter Duralite® ColorRings™ handle or in the standard handle.



Heidbrink #1
Straight.

Heidbrink #2
Left.

Heidbrink #3
Right.

Heidbrink #2-3
Double-ended root pick with pointed tips.

Davis #11
Root tip teaser with a rounded tip.

Davis #11P
Root tip teaser with a pointed tip and serrated blade.

ER1 (shown)
ER1SR (serrated)

ER2 (shown)
ER2SR (serrated)

ER3 (shown)
ER3SR (serrated)

CEER2-3 (shown)
ER2-3

CEER11 (shown)
ER11

CEER11P (shown)
ER11P



ATRAUMATIC EXTRACTIONS

Luxation Blades

Designed to be easily inserted along the root surface and cut the periodontal ligament prior to extraction. Using Nordent luxation blades will minimize tissue trauma and preserve alveolar bone. They feature a long, slender profile and ultra-sharp blades which are titanium coated to retain sharpness longer.



#3CT
Curved 3.0 mm blade width.

ELX3CT



#3ST
Straight 3.0 mm blade width.

ELX3ST



#5CT
Curved 5.0 mm blade width.

ELX5CT



#5ST
Straight 5.0 mm blade width.

ELX5ST

Bernard Elevators

This set of four elevators have identically shaped spade tips that are 8.5 mm long and 4 mm wide at the base. The blades are slightly concave and taper to a point.



Bernard Elevator
Straight.

EB60



Bernard Elevator
Left.

EB61



Bernard Elevator
Right.

EB62



Bernard Elevator
Offset.

EB63

ATRAUMATIC EXTRACTIONS

Luxation Elevators and Periotomes

The new Nordent Luxation elevators are thin enough to access and cut the periodontal ligament, while strong enough to elevate the tooth... all in one easy-to-use instrument. All blades are titanium nitride-coated to retain a long-lasting sharp cutting edge.



#1S
Straight blade, 4 mm wide.

E1S



#3S
Straight blade, 3 mm wide.

E3S



#5S
Straight blade, 2 mm wide.

E5S



#1C
Curved blade, 4 mm wide.

E1C



#3C
Curved blade, 3 mm wide.

E3C



#5C
Curved blade, 2 mm wide.

E5C

Periotomes



Periotome #1 Anterior with a straight blade and socket expander.

REEPTOME1



Periotome #2 Contra-angle for posteriors.

REEPTOME2

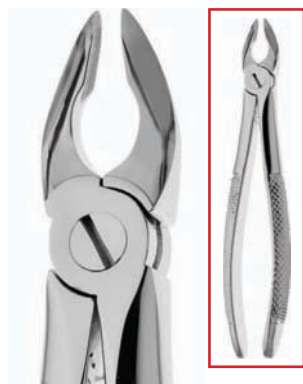
ATRAUMATIC EXTRACTION FORCEPS

This series of 5 atraumatic extraction forceps feature parallel beaks that fully engage both the crown and root structure. The tapered beak style will improve sub-gingival access and help prevent fracture.



#67N
Upper molars.

FE67N



#34N
Upper incisors.

FE34N



#46N
Lower bicuspid.

FE46N



#35N
Upper bicuspid.

FE35N



#79N
Lower molars.

FE79N

Deep Gripping

Deep gripping forceps feature indented and tapered beaks designed for easier penetration to the root structure, especially for fractured or decayed teeth.



#35AX
Upper universal.

FE35AX



#38AX
Lower bicuspid.

FE38AX



#43AX
Upper incisors.

FE43AX

EXTRACTION FORCEPS

All Nordent forceps are manufactured of a special surgical stainless steel. Most of the forceps are electropolished to a “mirror finish” for maximum corrosion resistance. Selected patterns feature a smooth, handform style handle in a “satin finish” that is passivated to achieve the same corrosion resistance as the predominant “mirror finish” forceps. All forceps are the American pattern style, unless noted otherwise as “English Pattern.” The English Pattern forceps all have visible pins or screws in the hinge area, whereas the American patterns all feature hinges that are completely polished out and smooth so that no pin is visible.

Upper & Lower Universal



Cryer #150A
Upper incisors and premolars,
parallel beaks, universal.

FE150A
FE150A-SER (serrated)



Chukas #150AS
Upper bicuspid, incisors and
roots, anatomical beaks,
universal, serrated beaks.

FE150AS



Cryer #150
Upper incisors and premolars,
universal.

FE150
FE150-SER (serrated)



Cryer #151
Lower incisors and premolars,
universal.

FE151
FE151-SER (serrated)



Chukas #151AS
Lower bicuspid, incisors and
roots, anatomical.

FE151AS



#203
Lower incisors, bicuspid and
roots, universal.

FE203
FE203-SER (serrated)

EXTRACTION FORCEPS

Upper & Lower Anterior



Kells #99C
Upper incisors, canines and premolars.

FE99C
FE99C-SER (serrated)




English Pattern Mead #1
Upper anterior.

FEMD1
FEMD1-SER (serrated)



English Pattern Mead #2
Upper molars, universal.

FEMD2
FEMD2-SER (serrated)



Winter #1
Upper central incisors and canines.

FE1
FE1-SER (serrated)



English Pattern #33
Lower roots.

FE33
FE33-SER (serrated)



English Pattern #74
Lower roots.

FE74
FE74-SER (serrated)

English Pattern #74N
Lower roots, narrow beaks.

FE74N
FE74N-SER (serrated)



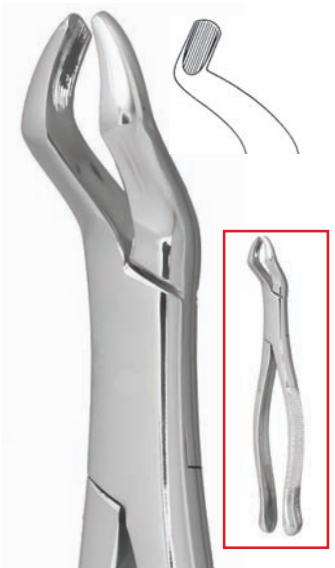
EXTRACTION FORCEPS

Upper Molar



#10S
Upper molars, universal.

FE10S
FE10S-SER (serrated)



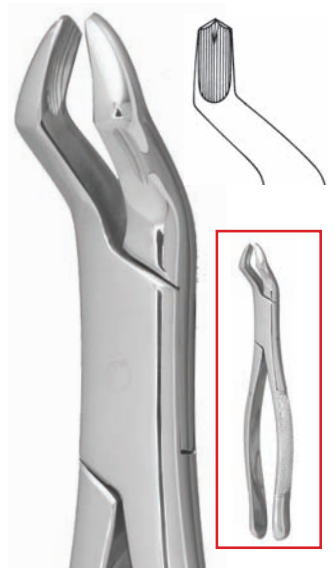
#210S
Upper third molar, universal.

FE201S
FE201S-SER (serrated)



#53L
Upper molars, left.

FE53L
FE53L-SER (serrated)



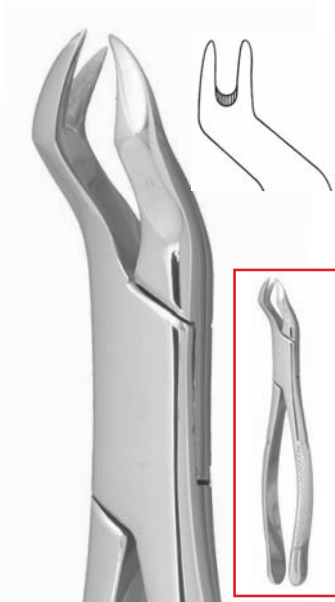
#53R
Upper molars, right.

FE53R
FE53R-SER (serrated)



Nevius #88L
1st and 2nd upper molar, left,
anatomical.

FE88L



Nevius #88R
1st and 2nd upper molar, right,
anatomical.

FE88R



Cooks #89
1st and 2nd upper molar, left.

FE89



Cooks #89
1st and 2nd upper molar, right.

FE90

EXTRACTION FORCEPS

Lower Molar



#23 Cowhorn
Lower molars (straight handle).

FE23



#16 Cowhorn
Lower molars (hook handle).

FE16



#17
Lower molars, universal.

FE17
FE17-SER (serrated)




#222
Lower 3rd molars, universal.

FE222
FE222-SER (serrated)



English Pattern Mead #4
Lower molars, universal.

FEMD4
FEMD4-SER (serrated)



English Pattern Mead #3
Lower roots.

FEMD3
FEMD3-SER (serrated)



English Pattern #22
Lower molars, universal.

FE22
FE22-SER (serrated)

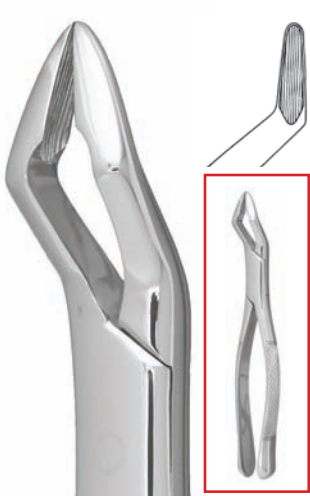


English Pattern #13
Lower premolars, universal.

FE13
FE13-SER (serrated)

EXTRACTION FORCEPS

Upper Root & Upper and Lower Root Fragment



Parmly #32
Upper premolars and molars, universal.

FE32
FE32-SER (serrated)



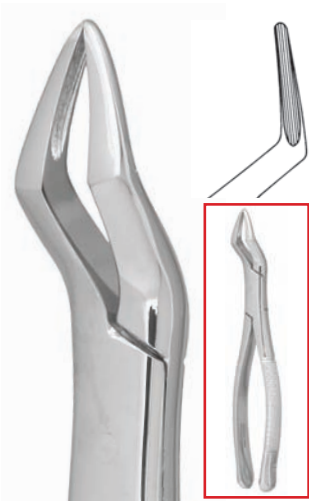
Parmly #32A
Upper premolars and roots, universal.

FE32A
FE32A-SER (serrated)



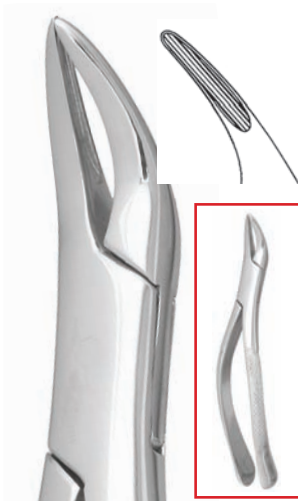
English Pattern #46L
Lower root fragments, serrated beaks, handform handle, satin finish.

FE46L



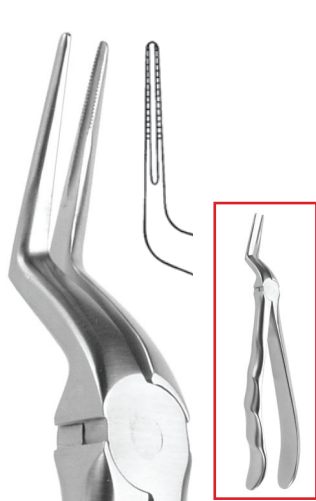
#65
Upper incisors and roots.

FE65
FE65-SER (serrated)



Tomes #69
Upper and lower roots.

FE69
FE69-SER (serrated)



English Pattern #97
Upper root fragments, serrated beaks, handform handle, satin finish.

FE97



EXTRACTION FORCEPS

Nordent's "English Seven" shown on this page is a collection of the most popular English patterns.



English Pattern #1
Upper central anteriors and
canines, serrated beaks.

FE1X



English Pattern #17
Upper molars, right, serrated beaks.

FE17X
FE17X-SER (serrated)



English Pattern #18
Upper molars, left, serrated beaks.

FE18X
FE18X-SER (serrated)



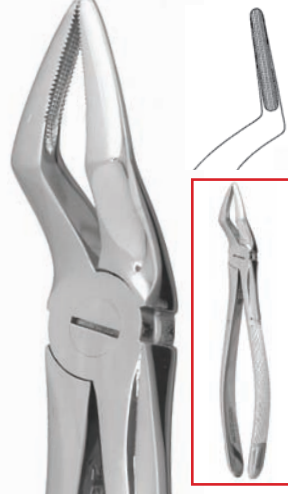
English Pattern #67A
Upper 3rd molars, universal,
serrated beaks.

FE67AX
FE67AX-SER (serrated)



English Pattern #7
Upper premolars.

FE7X
FE7X-SER (serrated)



English Pattern #51A
Upper root fragments, serrated beaks.

FE51AX
FE51AX-SER (serrated)



English Pattern #79
Lower 3rd molars, serrated beaks.

FE79X
FE79X-SER (serrated)

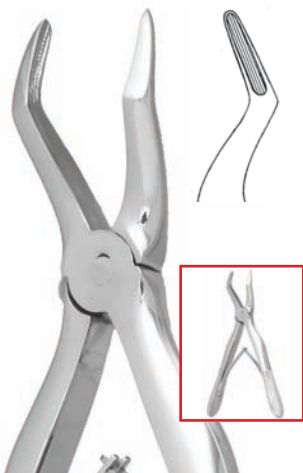
PEDODONTIC FORCEPS

Mini-Pedo English Style

The Klein series of Pedodontic forceps all feature spring loaded handles. They are the smallest of the pedodontic forceps with overall lengths of 10-11 cm. This small size makes them very easy to conceal in the hand to reduce patient anxiety.

English Pattern Klein #137
Pedodontic, upper incisors, spring handle.

FE137/Klein
FE137/Klein-SER (serrated)



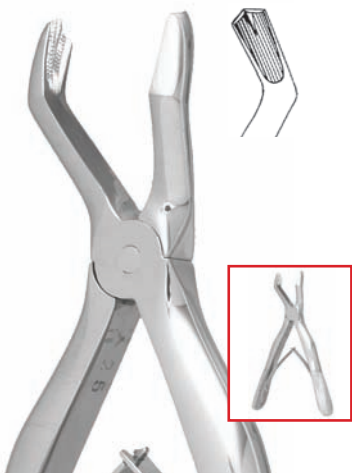
English Pattern Klein #51S
Pedodontic, upper roots, spring handle.

FE51S/Klein
FE51S/Klein-SER (serrated)



English Pattern Klein #139
Pedodontic, upper premolars, spring handle.

FE139/Klein
FE139/Klein-SER (serrated)



English Pattern Klein #3
Pedodontic, upper molars, universal, spring handle.

FE3/Klein
FE3/Klein-SER (serrated)



English Pattern Klein #5
Pedodontic, lower incisors, spring handle.

FE5/Klein
FE5/Klein-SER (serrated)



English Pattern Klein #7
Pedodontic, lower roots, spring handle.

FE7/Klein
FE7/Klein-SER (serrated)



English Pattern Klein #6
Pedodontic, lower molars, spring handle.

FE6/Klein
FE6/Klein-SER (serrated)

PEDODONTIC FORCEPS

American Patterns

The classic American style forceps average 15-16 cm in length. The original 150 and 151 "SK" Kinder style forceps are only 12 cm in length with spring handles and can be concealed in the hand to reduce patient anxiety.



#101
Pedodontic upper, universal.

FE101
FE101-SER (serrated)



Nordent #150SK
Pedodontic upper, universal, anatomical handle with spring, satin finish.

FE150SK
FE150SK-SER (serrated)



Cryer #150S
Pedodontic upper, universal.

FE150S
FE150S-SER (serrated)



#150SAS
Pedodontic upper, universal, anatomical beaks, serrated.

FE150SAS



#23S
Pedodontic cowhorn, lower molars, universal.

FE23S



Nordent #151SK
Pedodontic lower, universal, anatomical handle with spring, satin finish.

FE151SK
FE151SK-SER (serrated)



Cryer #151S
Pedodontic upper, universal.

FE151S
FE151S-SER (serrated)



#151SAS
Pedodontic lower, universal, anatomical beaks, serrated.


FE151SAS

Nordent has a complete line of instruments for every procedure—**endodontic, cavity preparation, amalgam, composite restoration and crown & bridge procedures.**

Our restorative product line features only the highest quality German hinged instruments and the finest quality non-hinged instruments made in the U.S.A. All Nordent restorative instruments carry a lifetime guarantee against breakage, misalignment and corrosion.

RESTORATIVE INSTRUMENTS

ENDODONTIC	2-4
EXCAVATORS	5-7
BASE LINER PLACEMENT	7
CAVITY PREPARATION	8-9
COMPOSITE PLACEMENT-TIN COATED	10-12
ADVANCED ESTHETIC RESTORATIONS	13-14
COMPOSITE PLACEMENT-STAINLESS	15
AMALGAM INSTRUMENTS	16-21
CROWN & BRIDGE	22-23
LAB CARVERS/SPATULAS	24
ORTHODONTIC	25



ENDODONTIC INSTRUMENTS

Endodontic explorers have a long tip with a sharp point that is used to locate the opening of small canals during endodontic procedures. Nordent endodontic explorers are made of spring tempered stainless steel so they retain their shape and resist breakage.

Explorers



DG16 Both tips are 16 mm in length and set at different angles of 45° and 70°.

Handle Selection:	<input checked="" type="radio"/> CEEX16 (shown)	<input type="radio"/> REEX16	<input type="radio"/> EX16
-------------------	---	------------------------------	----------------------------



DG16-23 Combines a 16 mm long straight tip set at a 70° angle with a Shepherd's Hook Explorer.

Handle Selection:	<input checked="" type="radio"/> CEEX16-23 (shown)	<input type="radio"/> REEX16-23	<input type="radio"/> EX16-23
-------------------	--	---------------------------------	-------------------------------

Locking Pliers

Locking pliers are used to grasp and lock materials for easier handling. Nordent locking pliers have slender blades for precise handling and are made of hardened stainless steel so they retain blade alignment longer.



Locking College Pliers #3 With grooved tips (6"/150 mm). DP3

Root Canal Pluggers

Nordent endodontic plugger tips are made from spring-tempered stainless steel wire for maximum durability and used to vertically condense gutta-percha within the canal. The working ends have flat ends with specific diameters measured at 1 mm (D1) and 16 mm (D16) from the tip to correspond to the size of the canal.



5-7 The working ends are 21 mm long with a .02 mm taper. #5 (D1=0.58 mm / D16=1.2 mm) #7 (D1=0.76 mm / D16=1.2 mm).

Handle Selection:	<input checked="" type="radio"/> CEEN5-7 (shown)	<input type="radio"/> REEN5-7	<input type="radio"/> EN5-7
-------------------	--	-------------------------------	-----------------------------



9-11 The working ends are 21 mm long. #9 (D1=0.96 mm / D16=1.27 mm with a .02 mm taper) #11 (D1=1.2 mm / D16=1.27 mm).

Handle Selection:	<input checked="" type="radio"/> CEEN9-11 (shown)	<input type="radio"/> REEN9-11	<input type="radio"/> EN9-11
-------------------	---	--------------------------------	------------------------------




Glick #1 The plugger has markings at 5 mm and 10 mm. It can be used to condense gutta-percha and can be heated to sever excess gutta-percha. The paddle is used to place materials.

Handle Selection:	<input checked="" type="radio"/> CEENG1 (shown)	<input type="radio"/> REENG1	<input type="radio"/> ENG1
-------------------	---	------------------------------	----------------------------

ENDODONTIC INSTRUMENTS

NiTi Spreaders



Nordent endodontic spreader tips are made of Nickel Titanium (NiTi), a "shape memory" alloy discovered at the Naval Ordnance Laboratory in 1962. NiTi has proven to be a perfect material for endodontic spreaders because it enables the very fine tips to access curved canals without distortion or breakage. They are extremely flexible and return to their original shape after use.

Nordent endodontic spreaders have a .04 mm taper and are used to laterally condense gutta-percha within the canal. The working ends have pointed tips with specific diameters measured at 1 mm (D1) and 16 mm (D16) from the tip to correspond to the size of the canal.



#4SP The working end is 21 mm long. D1=0.28 mm D16=1.14 mm

Handle Selection:

☒ CEEN4SP (shown)

☐ REEN4SP

☐ EN4SP



#D11

The working end is 21 mm long.
D1=0.30 mm D16=0.91 mm

Handle Selection:

☒ CEEND11 (shown)

☐ REEND11

☐ END11



#D11T

The working end is 21 mm long.
D1=0.25 mm D16=0.86 mm

Handle Selection:

☒ CEEND11T (shown)

☐ REEND11T

☐ END11T



#D11T25

The working end is 25 mm long.
D1=0.23 mm D16=0.84 mm

Handle Selection:

☒ CEEND11T25 (shown)

☐ REEND11T25

☐ END11T25



#MA5728

The working end is 28 mm long. D1=0.28 mm D16=0.87 mm

Handle Selection:

☒ CEENMA5728 (shown)

☐ REENMA5728

☐ ENMA5728



#MA5730

The working end is 30 mm long. D1=0.28 mm D16=0.87 mm

Handle Selection:

☒ CEENMA5730 (shown)

☐ REENMA5730

☐ ENMA5730

ENDODONTIC INSTRUMENTS

Excavators

Nordent endodontic excavators have extra-long terminal shanks to reach deep into the cavity preparation. All are made of high-carbon stainless steel that is formed and precision ground by expert craftsmen, then hardened for the ultimate in sharp edge retention and durability.



#11L The spoon shape blade diameter is 1.2 mm. The terminal shank is 14 mm long and set at a 45° angle to the center line of the handle.

Handle Selection:	<input checked="" type="radio"/> CEEC11L (shown)	<input type="radio"/> REEC11L	<input type="radio"/> EC11L
-------------------	--	-------------------------------	-----------------------------



#12L The spoon shape blade diameter is 1.6 mm. The terminal shank is 14 mm long and set at a 45° angle to the center line of the handle.

Handle Selection:	<input checked="" type="radio"/> CEEC12L (shown)	<input type="radio"/> REEC12L	<input type="radio"/> EC12L
-------------------	--	-------------------------------	-----------------------------



#31L The elongated spoon shape blade width is 1.6 mm. The terminal shank is 15 mm long and set at a 50° angle to the center line of the handle.

Handle Selection:	<input checked="" type="radio"/> CEEC31L (shown)	<input type="radio"/> REEC31L	<input type="radio"/> EC31L
-------------------	--	-------------------------------	-----------------------------



#31LR The spoon shape blade diameter is 1.0 mm. The terminal shank is 13 mm long and set at a 60° angle to the center line of the handle.

Handle Selection:	<input checked="" type="radio"/> CEEC31LR (shown)	<input type="radio"/> REEC31LR	<input type="radio"/> EC31LR
-------------------	---	--------------------------------	------------------------------



#32L The spoon shape blade diameter is 1.6 mm. The curved terminal shank is 15 mm long and set at a 60° angle to the center line of the handle.

Handle Selection:	<input checked="" type="radio"/> CEEC32L (shown)	<input type="radio"/> REEC32L	<input type="radio"/> EC32L
-------------------	--	-------------------------------	-----------------------------



#33L The spoon shape blade diameter is 2.0 mm. The curved terminal shank is 15 mm long and set at a 60° angle to the center line of the handle.

Handle Selection:	<input checked="" type="radio"/> CEEC33L (shown)	<input type="radio"/> REEC33L	<input type="radio"/> EC33L
-------------------	--	-------------------------------	-----------------------------

CAVITY PREPARATION INSTRUMENTS

Excavators are used in the removal of carious dentin. Nordent offers a complete selection of "spoon" and "blade" excavators in a wide range of blade widths and shank lengths for any application. All are made of high-carbon stainless steel that is formed and precision ground by expert craftsmen, then hardened for the ultimate in sharp edge retention and durability.

Excavators – Standard ShankSpoons

Standard shank spoon excavators have a terminal shank length of 6 mm set at a 50° angle to the center line of the handle.



Spoon #1S 1.0 mm diameter. This excavator is also known as the #38-39.

Handle Selection: ☒ CEEC1S ☐ REEC1S (shown) ☐ EC1S



Spoon #1

1.2 mm diameter. This excavator is also known as the #17.

Handle Selection: ☒ CEEC1 ☐ REEC1 ☐ EC1



Spoon #2

1.6 mm diameter. This excavator is also known as the #18.

Handle Selection: ☒ CEEC2 ☐ REEC2 ☐ EC2



Spoon #3

2.0 mm diameter. This excavator is also known as the #19.


Handle Selection: ☒ CEEC3 ☐ REEC3 ☐ EC3



Spoon #4

2.4 mm diameter. This excavator is also known as the #20.

Handle Selection: ☒ CEEC4 ☐ REEC4 ☐ EC4



Excavators – Long ShankSpoons

Long shank spoon excavators have a terminal shank length of 10 mm set at a 53° angle to the center line of the handle.



Spoon #11S 1.0 mm diameter.

Handle Selection: ☒ CEEC11S ☐ REEC11S (shown) ☐ EC11S



Spoon #11

1.2 mm diameter.

Handle Selection: ☒ CEEC11 ☐ REEC11 ☐ EC11



Spoon #12

1.6 mm diameter.

Handle Selection: ☒ CEEC12 ☐ REEC12 ☐ EC12



Spoon #13

2.0 mm diameter.

Handle Selection: ☒ CEEC13 ☐ REEC13 ☐ EC13



Spoon #14

2.4 mm diameter.

Handle Selection: ☒ CEEC14 ☐ REEC14 ☐ EC14



CAVITY PREPARATION INSTRUMENTS

Excavators – English Pattern Spoons



Spoon #125-126 2.5 mm diameter and a terminal shank angle of 33°.

Handle Selection:	<input checked="" type="radio"/> CEEC125-126	<input type="radio"/> REEC125-126 (shown)	<input type="radio"/> EC125-126
-------------------	--	---	---------------------------------



Spoon #127-128 2.0 mm diameter and a terminal shank angle of 33°.

Handle Selection:
<input checked="" type="radio"/> CEEC127-128
<input type="radio"/> REEC127-128
<input type="radio"/> EC127-128



Spoon #129-130 1.7 mm diameter and a terminal shank angle of 28°.

Handle Selection:
<input checked="" type="radio"/> CEEC129-130
<input type="radio"/> REEC129-130
<input type="radio"/> EC129-130



Spoon #131-132 1.4 mm diameter and a terminal shank angle of 28°.

Handle Selection:
<input checked="" type="radio"/> CEEC131-132
<input type="radio"/> REEC131-132
<input type="radio"/> EC131-132



Spoon #133-134 0.9 mm diameter and a terminal shank angle of 32°.

Handle Selection:
<input checked="" type="radio"/> CEEC133-134
<input type="radio"/> REEC133-134
<input type="radio"/> EC133-134



Spoon #153-154 1.0 mm diameter and a terminal shank angle of 38°.

Handle Selection:
<input checked="" type="radio"/> CEEC153-154
<input type="radio"/> REEC153-154
<input type="radio"/> EC153-154



Spoon #155-156 0.9 mm diameter and a terminal shank angle of 32°.

Handle Selection:
<input checked="" type="radio"/> CEEC155-156
<input type="radio"/> REEC155-156
<input type="radio"/> EC155-156

Excavators – Blades

Blade excavators have elongated blades with parallel sides and rounded tips. Blades are set at an angle to the center line of the handle as indicated below.



Blade #15 Blade width 1.0 mm, length 6 mm, angle of 55°.

Handle Selection:
<input checked="" type="radio"/> CEEC15
<input type="radio"/> REEC15
<input type="radio"/> EC15



Blade #16 Blade width 1.2 mm, length 7 mm, angle of 55°.

Handle Selection:
<input checked="" type="radio"/> CEEC16
<input type="radio"/> REEC16
<input type="radio"/> EC16



Blade #17L Blade width 1.8 mm, length 8 mm, angle of 47°.

Handle Selection:
<input checked="" type="radio"/> CEEC17L
<input type="radio"/> REEC17L
<input type="radio"/> EC17L

CAVITY PREPARATION INSTRUMENTS

Excavators – Anterior Spoons

Anterior spoon excavators have short terminal shanks and shank angles that are specifically designed for anterior access. The spoon diameters are all 1.2 mm.



Spoon #5 Terminal shank length is 4 mm set at 50° angle.

Handle Selection: ☒ CEEC5 ☐ REEC5 ☐ EC5



Spoon #6 Terminal shank length is 3 mm set at a 65° angle.

Handle Selection: ☒ CEEC6 ☐ REEC6 ☐ EC6



Spoon #7 Terminal shank length is 3 mm set at 50° angle.

Handle Selection: ☒ CEEC7 ☐ REEC7 ☐ EC7



Back Action Spoon #8 Terminal shank length is 3.5 mm set at a 85° angle.

Handle Selection: ☒ CEEC8 ☐ REEC8 ☐ EC8

Placement Instruments

Placement instruments are used to deliver and place liner and base materials within the cavity preparation. The placement ball tip has a 0.8 mm diameter.



Placement Instrument #1 Single end with a 6.5 mm reach.

Handle Selection: ☒ CECHP1 ☐ RECHP1 (shown) ☐ CHP1



Placement Instrument #2 Single end with a 16 mm reach.

Handle Selection: ☒ CECHP2 ☐ RECHP2 (shown) ☐ CHP2



Placement Instrument #3

Double-end combination has a short 6.5 mm reach and long 16 mm reach tips. Also known as "PICH" placement instrument.

Handle Selection: ☒ CECHP3 ☐ RECHP3 (shown) ☐ CHP3



Spatula – Placement Instrument #4 Combines a short 6.5 mm reach placement tip with a very thin and flexible mixing spatula. The spatula width tapers from 6 mm to 4.5 mm at the tip and is 20 mm in length. This is a very convenient combination.

Handle Selection: ☒ CECHP4 ☐ RECHP4 (shown) ☐ CHP4



Spatula – Placement Instrument #5 Combines a long 16 mm reach placement tip with a very thin and flexible mixing spatula. The spatula width tapers from 6 mm to 4.5 mm at the tip and is 20 mm in length. This is a very convenient combination.

Handle Selection: ☒ CECHP5 ☐ RECHP5 (shown) ☐ CHP5

CAVITY PREPARATION INSTRUMENTS


Margin Trimmers

The instruments on this page are used to smooth and refine the cavity preparation. Each is produced according to the specific Black's Formula [shown in brackets] for each instrument.



#26 [13-95-8-14]

Handle Selection: ● MT26



#28 [10-95-7-14]

Handle Selection: ● MT28



#77-78 [15-95-8-12]

Handle Selection: ● MT77-78




#27 [13-80-8-14]

Handle Selection: ● MT27



#29 [10-80-7-14]

Handle Selection: ● MT29

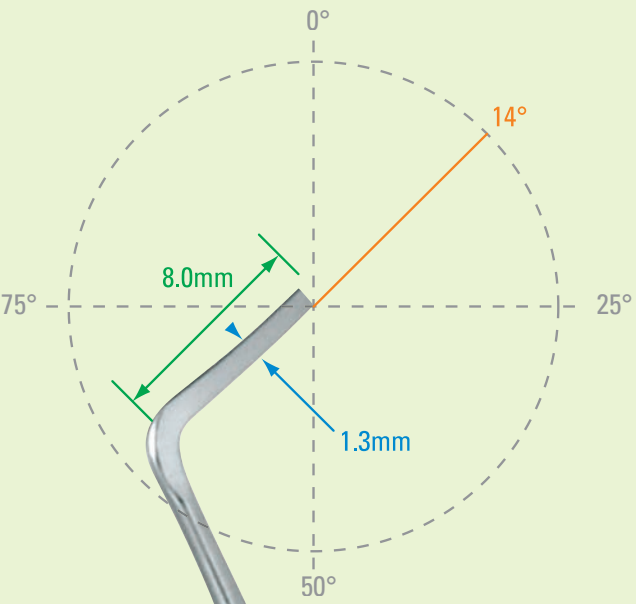


#79-80 [15-80-8-12]

Handle Selection: ● MT79-80

Black's Formula

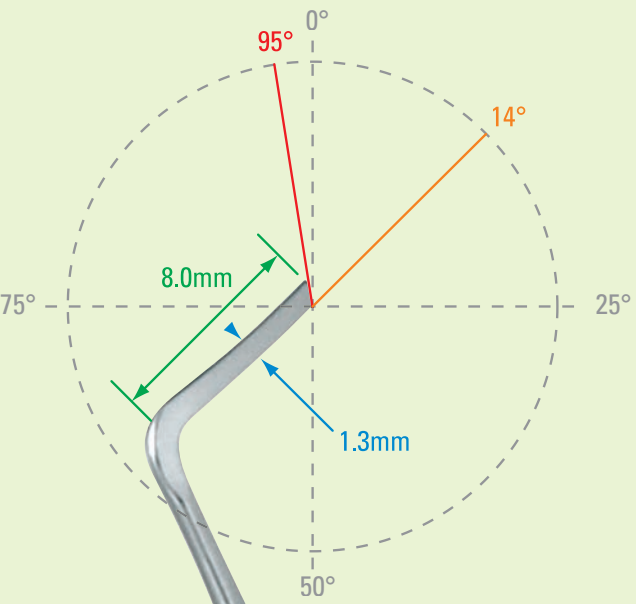
Dr. G. V. Black evolved an instrument formula by which instruments could be readily duplicated anywhere, as detailed in the charts below. Black's Formula became the acceptable method of standardization for cavity preparation instruments and continues to be used by dental schools world-wide. You will find the Black's Formula in [brackets] for the cavity preparation instruments on the next page.



3 Number Formula

example: [13-8-14]

- The first number represents the width of the blade in tenths of a millimeter.
- The second number represents the length of the blade.
- The third number represents the angle of the blade in a 100° circle.



4 Number Formula

example: [13-95-8-14]

- The first number represents the width of the blade in tenths of a millimeter.
- The second number represents the angle of the cutting edge in a 100° circle.
- The third number represents the length of the blade.
- The fourth number represents the angle of the blade in a 100° circle.

CAVITY PREPARATION INSTRUMENTS

Wedelstandt Chisels



#1-2 [20-15-3]

Handle Selection: ● MT1-2



#3-4 [11-15-3]

Handle Selection: ● MT3-4



#5-6 [15-15-3]

Handle Selection: ● MT5-6

Angle Former



#34-35 [7-80-2.5-9]

Handle Selection: ● MT34-35

Bin-Angle Chisels



#11-12 [15-8-8]

Handle Selection: ● MT11-12



#8-9 [20-9-8]

Handle Selection: ● MT8-9



#40-41 [18-10-16]

Handle Selection: ● MT40-41

Hatchets



#13-14 [20-9-14]

Handle Selection: ● MT13-14



#15-16 [15-8-14]

Handle Selection: ● MT15-16



#17-18 [10-6-14]

Handle Selection: ● MT17-18

COMPOSITE RESTORATION INSTRUMENTS

Titanium Coated

Nordent composite placement instruments are Titanium Nitride coated. Titanium Nitride coating increases the surface hardness of instrument tips to reduce abrasion and eliminate “pull-back” when manipulating composite materials for a smoother, more accurate restoration in less time.

DURAFLEX™

DuraFlex composite instruments are crafted of exotic stainless steel spring wire. This unique material provides superior strength and durability while allowing the tips to flex when placing and shaping composite material. DuraFlex tips feature a proprietary Titanium Nitride coating process developed specifically to eliminate sticking of the composite material. All DuraFlex composite instruments come in Duralite ColorRings™ and Duralite® Round handles.

Placement – Titanium Coated, DuraFlex Curved Paddles

Curved blades conform to tooth anatomy for quicker, more accurate restorations. The ultra-thin, flexible blades provide exceptional interproximal access. The blades are ideal for Class V restorations.



Micro-Curve Paddle #26T Mirror image blades are 6 mm long and 1.5 mm wide. Ideal for small pit and fissure or minor anterior restorations.

Handle Selection:

☒ CEPFI26T

☐ REPMI26T (shown)



Curved Paddle “LRT” Mirror image blades are 11 mm long and 1.8 mm wide. Ideal for Class V restorations.

Handle Selection:

☒ CEPFILRT

☐ REPMILRT (shown)

Placement – Titanium Coated, DuraFlex Spatula Paddles



Spatula/Paddle #9T Combines a thin, flexible placement spatula that is 18 mm long and 5.5 mm wide with a paddle set at an opposing angle that is 10 mm long and 1.8 mm wide.

Handle Selection:

☒ CEPFI9T

☐ REPMI9T (shown)



Double Paddle #7T Identical flared blade paddles set at opposing angles that are 11 mm long and 1.8 mm wide.

Handle Selection:

☒ CEPFI7T

☐ REPMI7T (shown)



Double Paddle #37T Identical parallel blade paddles set at opposing angles that are 11 mm long and 1.5 mm wide.

Handle Selection:

☒ CEPFI37T

☐ REPMI37T (shown)



Double Paddle #38T Identical small blade paddles set at opposing angles that are 8 mm long and 1.5 mm wide.

Handle Selection:

☒ CEPFI38T

☐ REPMI38T (shown)

COMPOSITE RESTORATION INSTRUMENTS

Placement – Titanium Coated, Anatomical Finishing



Paddle/Acorn #23T Combines a long flared blade paddle that is 11 mm long/2 mm wide with an Acorn-shaped end that has a 2.3 mm diameter.

Handle Selection: ☒ CEPFI23T ☐ REPI23T



Paddle/Acorn #22T Combines a long flared blade paddle that is 11 mm long/2 mm wide with an Acorn-shaped end that has a 2.8 mm diameter.

Handle Selection: ☒ CEPFI22T ☐ REPI22T



Dilly Tapered Cones Two cone-shaped placement tips with rounded ends. One cone diameter is 1.8 mm tapering to 1.1 mm and the other cone diameter is 1.4 mm tapering to 0.75 mm.

Handle Selection: ☒ CEPRDILLYT ☐ REPRDILLYT



Duck-Head #28T Two concave cones with rounded ends. One has a diameter of 3.8 mm and the other has a diameter of 2.5 mm.

Handle Selection: ☒ CEPFI28T ☐ REPI28T



Acorn #29T Two Acorn-shaped placement tips. One end has a 2.3 mm diameter and the other has a 2.8 mm diameter.

Handle Selection: ☒ CEPFI29T ☐ REPI29T



Ball #32T Two ball-shaped placement tips. One end is 1.25 mm diameter and the other is 1.7 mm diameter.

Handle Selection: ☒ CEPFI32T ☐ REPI32T

Placement – Titanium Coated, Condensers/Paddle



Paddle/Condenser #20T Combines a long flared blade paddle that is 11 mm long/2 mm wide with a 2.0 mm diameter condenser that has a rounded end.

Handle Selection: ☒ CEPFI20T ☐ REPI20T



Paddle/Condenser #21T Combines a wide flared blade paddle that is 9 mm long/3.25 mm wide with a 1.4 mm diameter condenser with a rounded end.

Handle Selection: ☒ CEPFI21T ☐ REPI21T



Paddle/Condenser #30T Two condenser tips with rounded ends. One has a 2.0 mm diameter and the other has a 1.4 mm diameter.

Handle Selection: ☒ CEPFI30T ☐ REPI30T



Paddle/Condenser #2T Combines a wide flared blade paddle that is 9 mm long/3.25 mm wide with a 1.7 mm diameter condenser that has a flat end.

Handle Selection: ☒ CEPFI21T ☐ REPI21T



Paddle/Condenser #3T Combines a small paddle that is 7 mm long/2 mm wide with a 1.1 mm diameter condenser that has a flat end.

Handle Selection: ☒ CEPFI3T ☐ REPI3T



Paddle/Condenser #6T Two tapered cone-shaped condensers with rounded ends. One cone diameter is 1.9 mm tapering to 1.1 mm and the other cone diameter is 2.3 mm tapering to 1.5 mm.

Handle Selection: ☒ CEPFI6T ☐ REPI6T

COMPOSITE RESTORATION INSTRUMENTS



Double Paddle #4T Identical flared blade paddles set at opposing angles that are 11 mm long/2.0 mm wide.

Handle Selection:

☒ CEPFI4T

☐ REPMI4T (shown)



Double Paddle #1T Identical small blade paddles set at opposing angles that are 7 mm long/2.0 mm wide.

Handle Selection:

☒ CEPFI1T

☐ REPMI1T (shown)



Double Offset Paddle GREGG #4-5T Mirror image tips with blades that are “offset” 40° for better posterior access. The blades are 10 mm long and 1.9 mm wide.

Handle Selection:

☒ CEPFI4-5T

☐ REPMI4-5T (shown)



Double Paddle #5T Identical wide, flared blade paddles set at opposing angles that are 9 mm long/3.25 mm wide.

Handle Selection:

☒ CEPFI5T

☐ REPMI5T (shown)



Double Paddle #8AT Identical small blade paddles set at opposing angles that are 6 mm long/1.5 mm wide.

Handle Selection:

☒ CEPFI8AT

☐ REPMI8AT (shown)



Double Paddle #39T Identical medium size, elliptical cross section, parallel sided blade paddles set at opposing angles that are 9 mm long/2 mm wide.

Handle Selection:

☒ CEPFI39T

☐ REPMI39T (shown)



Double Paddle #40T Identical small size, elliptical cross section, parallel sided blade paddles set at opposing angles that are 7 mm long/1.8 mm wide.

Handle Selection:

☒ CEPFI40T

☐ REPMI40T (shown)



Ultra-Fine IPC The flat blades are 10 mm long and 1.5 mm wide and are sharp around the entire periphery. The blades are 0.4 mm thick to enhance interproximal access.

Handle Selection:

☒ CECAIPCT

☐ RECAIPCT

☒ CAIPCT (shown)

ADVANCED ESTHETIC RESTORATIONS

The Nordent #GG1

The REPGG1 can be adapted to a number of challenging restorative situations for pleasing esthetic results.



Mesial marginal ridge



Lingual contour, mandibular incisor



Distal marginal ridge



Double Paddle #GG1

Designed by Dr. Gerald G. Gutsell, Chicago, Illinois. This versatile instrument is a "go to" for numerous challenging restorative situations.

Handle Selection:



Double Paddle #50T

This is a classic double paddle at 0/90 degrees. The blades are very thin and flexible for easy adaptation in tight interproximal areas and anterior veneers.

Handle Selection:



Double Paddle #51T

Designed by Dr. Ty King, Rogers, Arkansas. Thin flared paddles are offset 45 degrees right and left. The blades are slightly curved for precise anatomical adaptation.

Handle Selection:



Composite Instrument #52T

Designed for smaller posterior composite restorations. This instrument combines a 0° elliptical paddle that is 7mm long/1.8mm wide with a rounded burnisher that is 1.4mm in diameter.

Handle Selection:



Composite Instrument #53T

This paddle/anatomical burnisher combination is designed for Class II posterior restorations that require a fine artistic touch. The 90° paddle is elliptical in shape, quite thin and only 7mm long and 1.8mm wide. It is combined with a medium size acorn burnisher.

Handle Selection:



ADVANCED ESTHETIC RESTORATIONS



Composite Instrument #54T Posterior composite placement combines the 0° paddle that is 7mm long/2mm wide with the small anatomical acorn burnisher that is 2.3mm in diameter.

Handle Selection:

☒ CEPFI54T

☐ REPIFI54T (shown)



Composite Instrument #55T Posterior composite placement combines the 0° paddle, elliptical cross section, parallel sided blades, that is 9mm long/2mm wide with the small anatomical acorn burnisher that is 2.3mm in diameter.

Handle Selection:

☒ CEPFI55T

☐ REPIFI55T (shown)



Composite Instrument #56T Posterior composite placement combines a 90° paddle, elliptical cross section, parallel sided blades, that is 9mm long/2mm wide with the rounded end condenser that is 1.4mm in diameter.

Handle Selection:

☒ CEPFI56T

☐ REPIFI56T (shown)

Interproximal Trimming Knives

Nordent interproximal trimming knives make it easy to cut and trim around restorations. The blades are thin and razor-sharp for accurate sculpting and easy interproximal access.



#110 Mirror image tips have a straight blade and one cutting edge that is 8 mm long.

Handle Selection:

☒ CECAN110

☐ RECAN110

☒ CAN110 (shown)



#125 Mirror image tips have a curved blade and one cutting edge that is 8 mm long.

Handle Selection:

☒ CECAN125

☐ RECAN125

☒ CAN125 (shown)



#126 Mirror image tips have a curved blade and two cutting edges (inside and outside) that are 10 mm long.

Handle Selection:

☒ CECAN126

☐ RECAN126

☒ CAN126 (shown)



#27 Mirror image tips have an extra-thin curved blade and one cutting edge that is 8 mm long. Made of spring-tempered stainless steel.

Handle Selection:

☒ CEPFI27T

☐ REPIFI27T (shown)

COMPOSITE RESTORATION INSTRUMENTS

Placement – Stainless Steel



Double Paddle #1 Identical small blade paddles set at opposing angles that are 7 mm long/2 mm wide.

Handle Selection: ☒ CEPFI1 ☐ REPI1 ☐ PFI1



Paddle/Condenser #2 Combines a wide flared blade paddle that is 9 mm long/3.25 mm wide with a 1.7 mm diameter condenser that has a flat end.

Handle Selection: ☒ CEPFI2 ☐ REPI2 ☐ PFI2



Paddle/Condenser #3 Combines a small paddle that is 7 mm long/2 mm wide with a 1.1 mm diameter condenser that has a flat end.

Handle Selection: ☒ CEPFI3 ☐ REPI3 ☐ PFI3



Double Paddle #4 Identical flared blade paddles set at opposing angles that are 11 mm long/1.5 mm wide.

Handle Selection: ☒ CEPFI4 ☐ REPI4 ☐ PFI4



Double Paddle #5 Identical wide, flared blade paddles set at opposing angles that are 9 mm long/3.25 mm wide.

Handle Selection: ☒ CEPFI5 ☐ REPI5 ☐ PFI5



Double Paddle #8A Identical small blade paddles set at opposing angles that are 6 mm long/1.5 mm wide.

Handle Selection: ☒ CEPFI8A ☐ REPI8A ☐ PFI8A



Woodson #1 Two rounded, flared blades with blade widths of 3 mm and 4 mm.

Handle Selection: ☒ CEPFIW1 ☐ REPIW1 ☐ PFIW1



Woodson #2 Combines a flared blade paddle with is 9 mm long/ 3.2 mm wide with a smooth condenser that has a 1.9 mm diameter.

Handle Selection: ☒ CEPFIW2 ☐ REPIW2 ☐ PFIW2



Woodson #3 Combines a flared blade paddle that is 10 mm long/ 3.2 mm wide with a smooth condenser that has a 2.4 mm diameter.

Handle Selection: ☒ CEPFIW3 ☐ REPIW3 ☐ PFIW3



Curved Paddle "LR" Mirror image blades are 11 mm long and 1.8 mm wide.

Handle Selection: ☒ CEPFILR ☐ REPILR ☐ PFILR



Offset Double Paddle #G4-5 Mirror image tips with blades that are "offset" 40° for better posterior access. The blades are 10 mm long and 1.9 mm wide.

Handle Selection: ☒ CEPFIG4-5 ☐ REPIG4-5 ☐ PFIG4-5



Double Paddle #11 Identical slightly flared blade paddles set at opposing angles that are 11 mm long and 2.4 mm wide.

Handle Selection: ☒ CEPFI11 ☐ REPI11 ☐ PFI11

AMALGAM RESTORATION

Amalgam Carriers

Nordent amalgam carriers are the only ones with an unconditional 2-year guarantee. They are ALL stainless steel and can be sterilized by any method. The barrels and the plungers are precision ground for a perfect fit, assuring accurate and trouble-free delivery. The heavy duty springs are hardened and tempered for a lifetime of smooth operation.




AC1 Regular/Jumbo

The "regular" barrel has an inside diameter of 2.0 mm and is 5 mm deep. The "jumbo" barrel has an inside diameter of 3.0 mm and is 5 mm deep.



AC2 Regular/Large

The "regular" barrel has an inside diameter of 2.0 mm and is 5 mm deep. The "large" barrel has an inside diameter of 2.7 mm and is 5 mm deep. Our most popular pattern!



AC3 Regular/Mini

The "regular" barrel has an inside diameter of 2.0 mm and is 5 mm deep. The "mini" barrel has an inside diameter of 1.5 mm and is 5 mm deep.



AC7 Jumbo/Jumbo

Both barrels are the same. They have inside diameters of 3.0 mm and are 5 mm deep.

Amalgam Well


Solid stainless steel and a soft silicone base make this amalgam well solid and secure while loading amalgam carriers. Can be sterilized by any method.



Articulating Paper Forceps

Miller #1

Hardened stainless steel for long life. The blades are "cross-serrated" at the tip (first 4-5 mm). Paper will not slip out. 6"/150 mm.



AMALGAM RESTORATION

Condensers/Pluggers

Nordent condensers are available in a wide range of combinations with serrated or plain tips. The terminal shanks are angled at 50° to the center line of the instrument. All are made of hardened stainless steel and will provide years of trouble-free service.



Marquette #0-1 Tip diameters are 0.7 mm and 1.1 mm.

Serrated Tip:	● CECN0S1	○ REC�0S1	● CN0S1
Plain Tip:	● CECN0P1	○ REC�0P1	● CN0P1



#1-4 Tip diameters are 1.1 mm and 1.5 mm.

Serrated Tip:	● CECN1S4	○ REC�1S4	● CN1S4
Plain Tip:	● CECN1P4	○ REC�1P4	● CN1P4



#1-8 Tip diameters are 1.1 mm and 2.3 mm.

Serrated Tip:	● CECN1S8	○ REC�1S8	● CN1S8
Plain Tip:	● CECN1P8	○ REC�1P8	● CN1P8



#4-10 Tip diameters are 1.5 mm and 2.6 mm.

Serrated Tip:	● CECN4S10	○ REC�4S10	● CN4S10
Plain Tip:	● CECN4P10	○ REC�4P10	● CN4P10



#4-8 Tip diameters are 1.5 mm and 2.3 mm. Also known as the Black's plugger 1-2.

Serrated Tip:	● CECN4S8	○ REC�4S8	● CN4S8
Plain Tip:	● CECN4P8	○ REC�4P8	● CN4P8



#6-8 Tip diameters are 1.9 mm and 2.3 mm.

Serrated Tip:	● CECN6S8	○ REC�6S8	● CN6S8
Plain Tip:	● CECN6P8	○ REC�6P8	● CN6P8




Hollenback #1 The terminal shanks are angled at 35° to the center line of the handle. The non-tapered blade diameters are 1.5 mm and 1.9 mm. Plain tip only.

Plain Tip:	● CECNH1	○ REC�H1	● CNH1
------------	----------	----------	--------



Hollenback #2 The terminal shanks are angled at 35° to the center line of the handle. The non-tapered blade diameters are 2.0 mm and 2.7 mm. Plain tip only.

Plain Tip:	● CECNH2	○ REC�H2	● CNH2
------------	----------	----------	--------



Mortenson The blades are extra long and tapered with non-serrated tips. The tapered blades have the following diameters: 1.9-1.1 mm and 2.3-1.6 mm.

Plain Tip:	● CECNMORT	○ REC�MORT	● CNMORT
------------	------------	------------	----------



Mortenson #2 The blades are extra long and tapered with non-serrated tips. The tapered blades have the following diameters: 1.9-1.1 mm and 1.6-0.5 mm.

Plain Tip:	● CECNMORT2	○ REC�MORT2	● CNMORT2
------------	-------------	-------------	-----------

AMALGAM RESTORATION

Carvers – Cleoid/Discoïd

Nordent amalgam carvers are hand-formed, precision ground, and hardened to produce a smoother, more accurate restoration in less time. Cleoid–Discoïd amalgam carvers are used to carve anatomy into amalgam restorations. The “Cleoid” end has a spade shape (a pointed tip) and is sharp around the entire periphery. The “Discoïd” end is shaped like a disk (round) and is sharp around the entire periphery.



Cleoid Discoïd #1 The blade width is 1.5 mm on both ends. Also known as a 90-93.

Handle Selection:

☒ CECACD1

☐ RECACD1

☒ CACD1 (shown)



Cleoid Discoïd #2 The blade width is 2.4 mm on both ends. Also known as an 89-92.

Handle Selection:

☒ CECACD2

☐ RECACD2

☒ CACD2 (shown)



Cleoid Discoïd #3 The blade width is 3.4 mm on both ends. Also known as a 3-6.

Handle Selection:

☒ CECACD3

☐ RECACD3

☒ CACD3 (shown)



Cleoid Discoïd #4-5 Combines a small Cleoid with a medium-size Discoïd. The blade width of the Cleoid tip is 1.5 mm and the blade width of the Discoïd tip is 2.4 mm.

Handle Selection:

☒ CECACD4-5

☐ RECACD4-5

☒ CACD4-5 (shown)

Carvers – Cleoid/Discoïd – Modified



WACD Combines a straight shank Cleoid with an elongated Discoïd tip. The Cleoid end has a blade width of 3.4 mm. The elongated Discoïd has a blade width of 2.5 mm and a blade length of 6.5 mm.

Handle Selection:

☒ CECAWACD

☐ RECAWACD

☒ CAWACD (shown)



Tufts #2 Combines a Cleoid with an elongated Discoïd tip. The Cleoid end has a blade width of 3.4 mm. The elongated Discoïd has a blade width of 2.5 mm and a blade length of 6.5 mm.

Handle Selection:

☒ CECAT2

☐ RECAT2

☒ CAT2 (shown)



Tanner #5 Combines a Cleoid with a “mushroom-shaped” Discoïd tip. The Cleoid end has a blade width of 3.4 mm. The Discoïd has a blade width of 4.2 mm.

Handle Selection:

☒ CECAT5

☐ RECAT5

☒ CAT5 (shown)

AMALGAM RESTORATION

Carvers

Hollenback carvers have a flat profile and a spear-shaped blade that is sharp around the entire periphery. They are used for carving anatomy and trimming flat surfaces.



Hollenback #3 The blades are 9.5 mm long and 1.7 mm wide.

Handle Selection: ☒ CECAH3 ☐ RECAH3 ☒ CAH3 (shown)



Hollenback #3S The blades are 6.5 mm long and 1.5 mm wide. Also known as a Half-Hollenback

Handle Selection: ☒ CECAH3S ☐ RECAH3S ☒ CAH3S (shown)



Nordent #133 A unique combination carver that combines a Hollenback #3S carver tip with a 2.4 mm Discoid into an easy-to-use double-end instrument.

Handle Selection: ☒ CECAN133 ☐ RECAN133 ☒ CAN133 (shown)

Carvers – Interproximal

Interproximal carvers are designed to trim and shape interproximal surfaces. They have a slender profile for easier access to tight contact areas.



Ultra-Fine IPC The flat blades are 10 mm long and 1.5 mm wide and are sharp around the entire periphery. The blades are 0.4 mm thick to enhance interproximal access. The tips are made from spring-tempered stainless steel to give the blade a slight flexibility and to resist breakage.

Handle Selection: ☒ CECAIPC ☐ RECAIPC ☒ CAIPC (shown)



IPC-A Mirror image blades are 9 mm long, 1.8 mm wide and 0.5 mm thick. The blades are offset 40° for better posterior access.

Handle Selection: ☒ CECAIPCA ☐ RECAIPCA ☒ CAIPCA (shown)



Loma Linda #1 The flat blades are 7.5 mm long and 1.3 mm wide and are sharp around the entire periphery. The blades are 0.4 mm thick to enhance interproximal access. The tips are made from spring-tempered stainless steel to give the blade a slight flexibility and to resist breakage.

Handle Selection: ☒ CECALL1 ☐ RECALL1 ☒ CALL1 (shown)



IPC #18 Mirror image sickle-shaped blades that are offset. The blades are very thin and easily adapt to interproximal surfaces.

Handle Selection: ☒ CECAW18 ☐ RECAW18 ☒ CAW18 (shown)

AMALGAM RESTORATION

Carvers



Levy #7 Mirror image blades are curved and tapered to a sharp point similar to a hygiene scaler. The blades are 10 mm long and 0.9 mm wide.

Handle Selection:

☒ CECAL7

☐ RECAL7

☒ CAL7 (shown)



Wall #3 Combines an elongated Discoid and a flat chisel carver into one instrument. The elongated Discoid has a blade width of 2.8 mm and is 6.5 mm long. The chisel carver has a blade width of 3.4 mm and is 6 mm long.

Handle Selection:

☒ CECAWA3

☐ RECAWA3

☒ CAWA3 (shown)



Ward #1 Both flat spear-shaped blades are 13.0 mm long and 1.9 mm wide. One tip is set at 20° angle and the other is set at a 55° angle to the center line of the handle.

Handle Selection:

☒ CECAWA1

☐ RECAWA1

☒ CAWA1 (shown)



Ward #1S Both flat spear-shaped blades are 9 mm long and 1.7 mm wide. One tip is set at a 20° angle and the other is set at a 55° angle to the center line of the handle.

Handle Selection:

☒ CECAWA1S

☐ RECAWA1S

☒ CAWA1S (shown)



Ward #2 One blade is flat with a rounded tip that is 9.5 mm long and 2.5 mm wide. The blade angle is set at a 45° angle to the center line of the handle. The opposing blade has a spear shape. It is 12 mm long, 2 mm wide and set at a 55° angle to the center line of the handle.

Handle Selection:

☒ CECAWA2

☐ RECAWA2

☒ CAWA2 (shown)



Shoshan #8 Combines a “flame” shape carver with an elongated Discoid carver. The “flame” carver has a blade width of 2.4 mm that tapers to a point. The elongated Discoid has a blade width of 2.5 mm and is 6.5 mm long. Also known as the Shoshan “A” carver.

Handle Selection:

☒ CECASH8

☐ RECASH8

☒ CASH8 (shown)



University of Puerto Rico #1 Combines a spear-shaped Hollenback blade with a narrow elongated Discoid blade. The spear-shaped Hollenback blade is 1.5 mm wide. The narrow elongated Discoid has a blade width of 1.8 mm. Both blades are 7 mm long.

Handle Selection:

☒ CECAURI1

☐ RECAURI1

☒ CAURI1 (shown)

AMALGAM RESTORATION

Burnishers

Nordent burnishers come in a wide selection of shapes and sizes. All are precision-machined and hand-formed from high-carbon stainless steel. The tips are then hardened and hand-polished to achieve smooth, scratch-resistant surfaces that produce accurate and smooth restorations every time.



Acorn #21BL 2.8 mm / 3.1 mm diameters

Handle Selection:  CEBR21BL  REBR21BL  BR21BL



Acorn #21B 2.2 mm / 2.8 mm diameters

Handle Selection:  CEBR21B  REBR21B  BR21B





Ball #42 1.9 mm / 1.2 mm diameters

Handle Selection:  CEBR42  REBR42  BR42



Ball #43 1.9 mm / 1.6 mm diameters

Handle Selection:  CEBR43  REBR43  BR43



Ball #45 1.9 mm / 2.8 mm diameters

Handle Selection:  CEBR45  REBR45  BR45



Ball/Football #27S-29 0.9 mm / 3.6 mm diameters

Handle Selection:  CEBR27S-29  REBR27S-29  BR27S-29




Ball/Football #27-29 1.6 mm / 3.6 mm diameters

Handle Selection:  CEBR27-29  REBR27-29  BR27-29






Ball/Football #26-29 1.9 mm / 3.6 mm diameters

Handle Selection:  CEBR26-29  REBR26-29  BR26-29



Ball/Football #25-29 2.7 mm / 3.6 mm diameters

Handle Selection:  CEBR25-29  REBR25-29  BR25-29



Football #28-29 2.3 mm / 3.6 mm diameters

Handle Selection:  CEBR28-29  REBR28-29  BR28-29



Football/Beavertail #29-BV 3.6 mm diameter football and a 2.4 mm wide Beavertail.

Handle Selection:  CEBR29-BV  REBR29-BV  BR29-BV



Nordent #117 3.0 mm / 1.9 mm diameters

Handle Selection:  CEBRN117  REBRN117  BRN117



Nordent #117S 1.9 mm / 1.3 mm diameters

Handle Selection:  CEBRN117S  REBRN117S  BRN117S

CROWN & BRIDGE INSTRUMENTS

Gingival Cord Packers – Straight Blade

Nordent original straight blade designs. These unique cord packers have long (12 mm) blades that allow easy adaptation around any tooth. The tips are thin enough to access even the tightest sulcus and are available in plain or serrated tips that won't catch the cord.



Nordent #113 Mirror image blades that have a 45° offset.

Plain Tip:	<input checked="" type="radio"/> CEGPNP113 (shown)	<input type="radio"/> REGPNP113	<input checked="" type="radio"/> GPNP113	<input type="radio"/> Plain
Serrated Tip:	<input checked="" type="radio"/> CEGPNS113	<input type="radio"/> REGPNS113	<input checked="" type="radio"/> GPNS113	<input type="radio"/> Serrated



Nordent #122 Blades are set at opposing angles.

Plain Tip:	<input checked="" type="radio"/> CEGPNP122 (shown)	<input type="radio"/> REGPNP122	<input checked="" type="radio"/> GPNP122	<input type="radio"/> Plain
Serrated Tip:	<input checked="" type="radio"/> CEGPNS122	<input type="radio"/> REGPNS122	<input checked="" type="radio"/> GPNS122	<input type="radio"/> Serrated

Gingival Cord Packers – Curved Blade

Nordent anatomical curved blade designs. Anatomical cord packers have a rounded head shape. Extra access and control is achieved because each blade is curved to easily adapt to the tooth anatomy. Available in two distinctive patterns with plain or serrated tips that won't catch the cord.



Nordent #213 Mirror image curved blades that have a 45° offset.

Plain Tip:	<input checked="" type="radio"/> CEGPNP213 (shown)	<input type="radio"/> REGPNP213	<input checked="" type="radio"/> GPNP213	<input type="radio"/> Plain
Serrated Tip:	<input checked="" type="radio"/> CEGPNS213	<input type="radio"/> REGPNS213	<input checked="" type="radio"/> GPNS213	<input type="radio"/> Serrated



Nordent #222 Blades are curved in opposing directions.

Plain Tip:	<input checked="" type="radio"/> CEGPNP222 (shown)	<input type="radio"/> REGPNP222	<input checked="" type="radio"/> GPNP222	<input type="radio"/> Plain
Serrated Tip:	<input checked="" type="radio"/> CEGPNS222	<input type="radio"/> REGPNS222	<input checked="" type="radio"/> GPNS222	<input type="radio"/> Serrated

Cement Spatulas



Spatula #22 Tapered blade is 30 mm long with a moderate flex.



Spatula #24 Parallel sided blade is 45 mm long and 7 mm wide with a moderate flex.



Mix & Place Spatula #1655/1 Double ended spatulas with one end rounded and one end pointed. The blades are parallel and are 30mm long and 5mm wide

CROWN & BRIDGE INSTRUMENTS

Crown Removers




Mazouch #108 Heavy-duty crown remover with large handle.



Designed By: Dr. Joseph Morganelli, Chicago, Illinois

Nordent #134 Our most popular crown remover gives you easier access, less preparation and more patient comfort. Mirror image blades are offset 45° and can engage prepared slots on any surface of the crown. The blades fit slots as narrow as 1 mm and are made from a special high-tensile stainless steel alloy so they won't bend. The exclusive DuraLite® HEXagonal handle provides superior leverage and control.

Crown Adapter



Adapter #2709 The large rubber inserts are shaped to cradle the crown and are heavily ribbed to assure maximum control. These crown-adapting pliers are all stainless steel and have the narrowest profile available so they will not impede your vision when placing temporary and permanent crowns and bridges. Packaged with 2 sets of reusable autoclavable inserts.

Replacement Inserts for Adapter #2709, 2 sets of inserts (4 pcs).

Crown & Collar Scissors

Made from the finest high-carbon stainless steel and hardened to the highest degree to stay sharp longer and optimize corrosion resistance.



Straight Blade #324 4"/100mm



Curved Blade #325 4"/100mm

LAB CARVERS

Wax Spatula

Beale



SPBEALE

Wax #7



SPWAX7

Wax Carver

Lecron



CLLC

Roach



CLRO

P.K. Thomas

#1



CLPKT1

#2



CLPKT2

#3



CLPKT3

#4



CLPKT4

#5



CLPKT5

ORTHODONTIC INSTRUMENTS



Band Pusher – Black's #6-7

Two identical oval-shaped, serrated blades set at opposing angles. The blades measure 3.5 mm wide and 1.5 mm thick.

Handle Selection:

● CNB6-7



Band Pusher – Scaler #114

Handle Selection:

⬡ EOTN114



Scaler – Ligature Director #115

Handle Selection:

⬡ EOTN115



Band Pusher – Scaler #119

Handle Selection:

⬡ EOTN119




Ligature Director #120 Single End

Handle Selection:

● OTN120

Mathieu #207C

Medium jaws with carbide inserts and fine serrations. The unique ratchet mechanism allows the instrument to be locked and opened by simply squeezing the handles. Excellent for left-handed operation (5"/130 mm).



NAME	CATEGORY DESCRIPTION	PAGE
Adson	Tissue Forceps	E10
Adson-Brown	Tissue Forceps	E10
Allen	Periosteal Elevator	E6
Apexo	Elevators	E21
Apexo	Elevators	E22
Atraumatic Forceps	Forceps	E29
Baron	Audio products	A2
Barnhart	Curette	C14
Barnhart	Implant Curette	C18
Beale	Wax Spatula	F24
Bernard	Luxating Elevator	E27
Blumenthal	Rongeurs	E11
Buser	Periosteal Elevator	E7
Castroviejo	Needle Holder	E8
Castroviejo	Needle Holder	E14
Castroviejo	Scissors	E8
Castroviejo	Scissors	E12
Chukas	Forceps	E30
Cleveland	Rongeurs	E11
Columbia	Curette	C14
Cooks	Forceps	E32
Corn Suture	Tissue Forceps	E10
Coupland	Elevators	E25
Cowhorn	Explorer	B5
Cowhorn	Forceps	E33
Crane Kaplan	Scaler	C11
Crane Pick	Elevators	E22
Crile-Wood	Needle Holder	E15
Cryer	Elevators	E23
Cryer	Forceps	E30, E37
Cumine	Scaler	C7
Davis	Root Rip	E26
Dean Gum	Scissors	E13
Deep Gripping	Forceps	E29
Derf	Needle Holder	E15
Doepler	Scaler	C10
EFLS	Casette	A4
Klein	Forceps	E36
Mead	Forceps	E31
Mead	Forceps	E33
Farkell	Explorers	D11
Fedi	Periodontal Chisel	E2
Fiddler	Composite Instruments	F60
Frazier	Suction tip	E9
Freer	Periosteal Elevator	E7
Friedman	Rongeurs	E11
Gargiulo	Periosteal Elevator	E6
Glick	Plugger	F2
Goldman Fox	Curette	C13
Goldman Fox	Periodontal Knife	E5
Goldman Fox	Periosteal Elevator	E6
Goldman Fox	Probe	B7
Goldman Fox	Scissors	E13
Goldman Fox-Super Cut	Scissors	E13
Goldman Fox-Towner	Scaler	C8
Gracey	Curette	C20-C21
Gracey Long Reach	Curette	C22
Gracey Mini Blade	Curette	C23
Gracey Rigid	Curette	C24

NAME	CATEGORY DESCRIPTION	PAGE
Gutsell	Composite Restoration Inst.	F13
Heidbrink	Elevators	E21
Heidbrink	Root Tip	E26
Hirschfeld	Periodontal File	E4
Hirschfeld	Periosteal Elevator	E6
Hollenback	Carver	F19
Hollenback	Condenser	F17
Hourigan	Elevators	E22
Howarth Septum	Periosteal Elevator	E6
Hull	Forceps	E37
Indiana Univerisity	Curette	C16
Indiana Univerisity Fort Wayne	Scaler	C9
Instrenew	Sharpening System	D1
Iris	Scissors	E12
Iris Curved- Super Cut	Scissors	E13
Ivory	Scaler	C4
Ivory	Scaler	C11
Jacquette	Scaler	C4
Jacquette	Scaler	C8
Jacquette	Scaler	C9
Jacquette-Towner	Scaler	C8
Jason	Retrieval systems	D16
Kells	Forceps	E31
Kelly	Hemostats	E16
Kelly	Scissors	E13
Kirkland	Periodontal Hoe	E3
Kirkland	Periodontal Knife	E5
Kirkland	Scaler	C6
Kramer-Nevins	Periosteal Elevator	E7
Ladmore	Burnisher	F21
LAF	Other metals	C4
LaGrange	Scissors	E12
LaGrange-Super Cut	Scissors	E13
Langer	Curette	C15
Langer	Implant Curette	C18
Lecron	Wax Carver	F24
Lesco	Overbidding	D4
Levy	Carver	F20
Little Johnhny	STXVV	F84
Loma Linda	Carver	F19
Lonigan	Knives	E71
Lucas	Surgical Curette	E18
Luxating	Blades	E27
Luxating	Elevators	E28
Manthieu	Needle Holder	F25
Mayo-Hegar	Needle Holder	E15
McCall	Curette	C16
Miller	Bone Files	E19
Miller	Elevators	E24
Miller	Paper Forcep	F16
Miller	Surgical Curette	E18
Miller Apexo	Elevators	E24
Molt	Periosteal Elevator	E6
Molt	Surgical Curette	E19
Morse	Scaler	C8
Mortenson	Condenser	F17
Mosquito	Hemostats	E16
Nabors	Probe	B9

NAME	CATEGORY DESCRIPTION	PAGE
Nebraska	Scaler	C4
Nevius	Forceps	E32
Ochsenbein	Periodontal Chisel	E2
Ochsenbein	Periodontal Hoe	E3
ODU- Old Dominion Univeristy	Explorer	B5
Orban	Periodontal File	E4
Orban	Periodontal Knife	E5
Orban	Scaler	C7
P.K. Thomas	Lab Carver	F24
Parlar	Papilla Retractor	E8
Parmly	Forceps	E34
Periotome	Periotome	E28
Pig Tail	Explorer	B5
Potts	Elevators	E22
Prichard	Periodontal Hoe	E3
Prichard	Periosteal Elevator	E7
Ratcliff	Curette	C15
Regulator	Paper products	F42
Remington	Scaler	C10
Remington K	Scaler	C10
Rhodes	Periodontal Hoe	E3
Roach	Wax Carver	F24
Rule	Curette	C15
Schluger	Periodontal File	E4
Seldin	Elevators	E21
Seldin	Elevators	E21
Seldin	Elevators	E23
Seldin	Periosteal Elevator	E7
Semkin-Taylor	Tissue Forceps	F10
Shoshan	Carver	F20
Sinus Lift	Sinus Lift	E17
Spencer Suture	Scissors	E12
Stout	Elevators	E21
Sugarman	Periodontal File	E4
Sullivan	Scissors	E12
Suture	Scissors	E12
Tanner	Carver	F18
Taylor	Scaler	C11
Tomes	Forceps	E34
Towner	Scaler	C4, C6
Towner-Kirkland	Scaler	C6
Towner-Whiteside	Scaler	C5
Tufts	Carver	F18
Tufts	Explorer	B4
Ty King	Composite Restoration Inst.	F13
USC	Scaler	C4
USC	Scaler	C5
University of Minnesota	Retractor	E9
University of North Carolina	Probe	B6, B7
University of Puerto Rico	Carver	F20
University of Texas	Scaler	C5
University of Texas	Scaler	C11
Wall	Carver	F20
Ward	Carver	F20
Warwick James	Elevators	E25
Weider	Retractor	E9
Whiteside	Scaler	C4
Williams	Probe	B6, B8
Winter	Forceps	E31

NAME	CATEGORY DESCRIPTION	PAGE
Woodson	Periosteal Elevator	E6
Woodson	Composite Restoration Inst.	F15
Woodward	Elevators	E24
Younger-Good	Curette	C17
Younger-Good	Scaler	C4
Younger-Good	Scaler	C5